

**ADIKAVI NANNAYA UNIVERSITY:: RAJAMAHENDRAVARAM
INTERNAL QUALITY ASSURANCE CELL**

**ANALYSIS & ACTION TAKEN REPORT OF
FEEDBACK ON CURRICULUM**

(2016-17)



**Rajaraja Narendra Nagar, NH-16
Rajanagaram Mandal, Andhra Pradesh- 533296.**

FEEDBACK ON CURRICULUM:: ANALYSIS & ACTION TAKEN REPORT (For the Academic Year: 2016-17)

As decided by the IQAC, feedback on curriculum was collected at the end of every academic year from the students and faculty members. Feedbacks have been designed separately for students and teachers. While the feedbacks collected from students were analyzed program wise, the feedbacks collected from faculty were analyzed taking all the faculty members of the university as a group. The analysis reports thus prepared are forwarded to the Dean, Academic Affairs and to the heads of departments through the respective principals for taking necessary further action. For the academic year 2016-17, the feedback has been collected from students who have appeared for their final semester examination in the year 2017 and also from the faculty members who have worked during the academic year 2016-17.

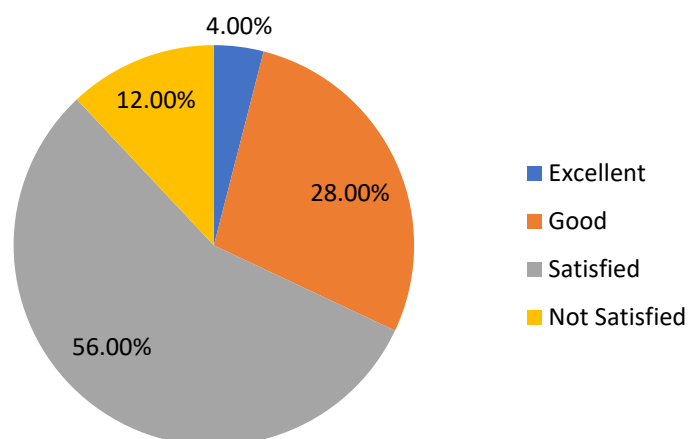
(i) Feedback from students:

Program Name: B.ed

For the academic year 2016-17 feedback was received from 25 numbers of students for the program B.ed which are then analyzed and the analysis report is prepared and presented.

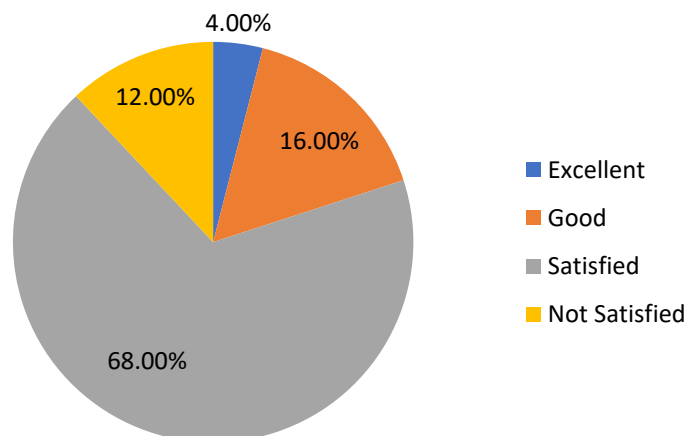
Q1 Rate the syllabus of the courses that you have studied in relation to the competencies expected.

	Frequency	Percent
Excellent	1	4.0
Good	7	28.0
Satisfied	14	56.0
Not Satisfied	3	12.0
Total	25	100.0



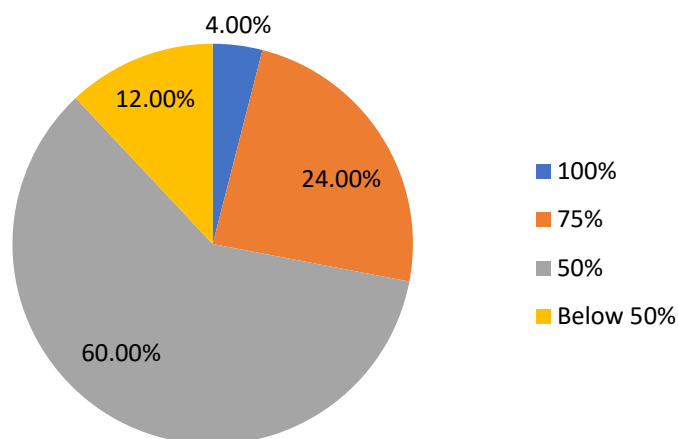
Q2 Rate the relevance of the units in the syllabus of each course

	Frequency	Percent
Excellent	1	4.0
Good	4	16.0
Satisfied	17	68.0
Not Satisfied	3	12.0
Total	25	100.0



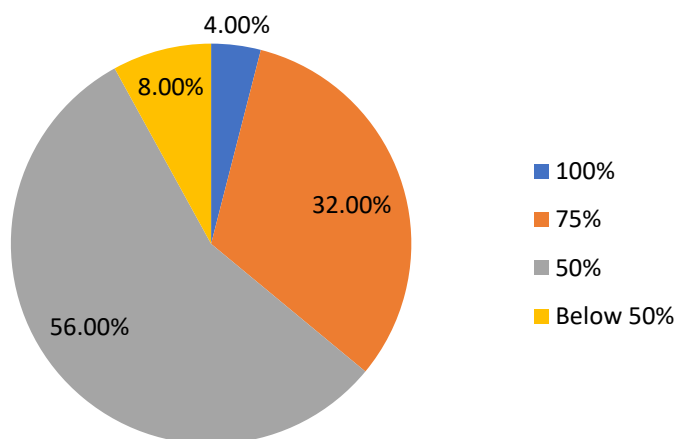
Q3 Rate how the curriculum supports the required Practical skills in the Laboratory

	Frequency	Percent
100%	1	4.0
75%	6	24.0
50%	15	60.0
Below 50%	3	12.0
Total	25	100.0



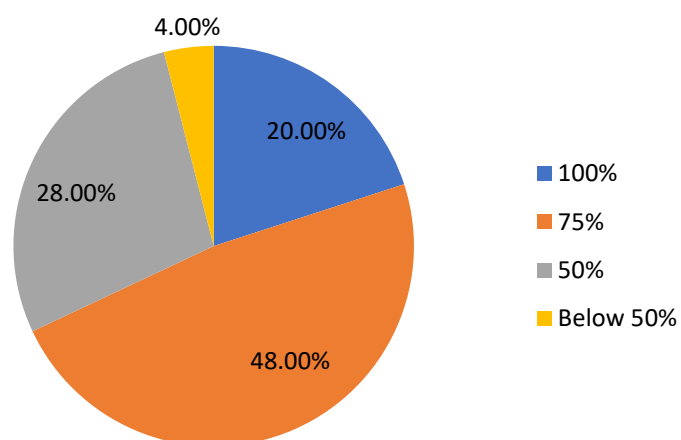
Q4 Rate your curriculum in terms of providing the basic knowledge required for further Education.

	Frequency	Percent
100%	1	4.0
75%	8	32.0
50%	14	56.0
Below 50%	2	8.0
Total	25	100.0



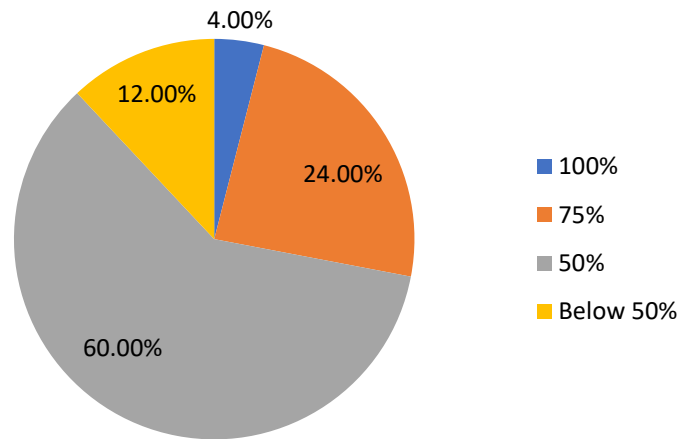
Q5 How far your syllabus was useful to crack the CSIR/ UGC NET/APSET/GATE/..?

	Frequency	Percent
100%	5	20.0
75%	12	48.0
50%	7	28.0
Below 50%	1	4.0
Total	25	100.0



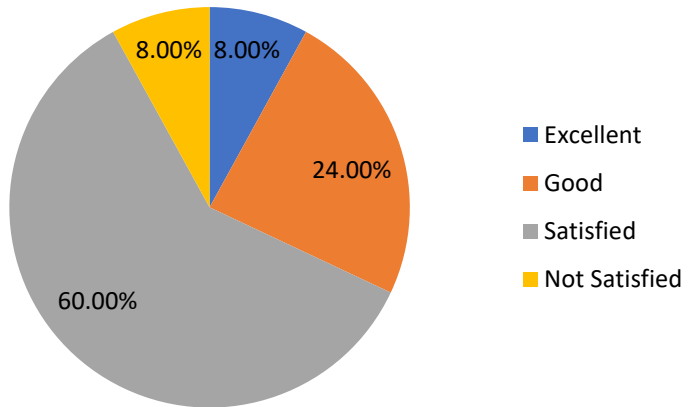
Q6 Rate the Curriculum – in terms of providing employability after completion of the program.

	Frequency	Percent
100%	1	4.0
75%	6	24.0
50%	15	60.0
Below 50%	3	12.0
Total	25	100.0



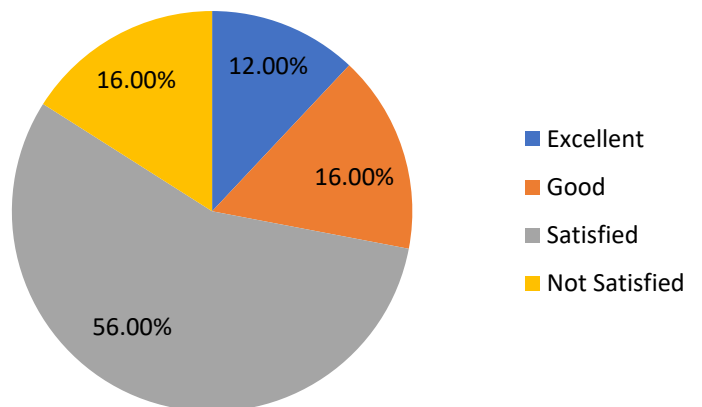
Q7 Rate the curriculum in improving your knowledge in the subject studied?

	Frequency	Percent
Excellent	2	8.0
Good	6	24.0
Satisfied	15	60.0
Not Satisfied	2	8.0
Total	25	100.0



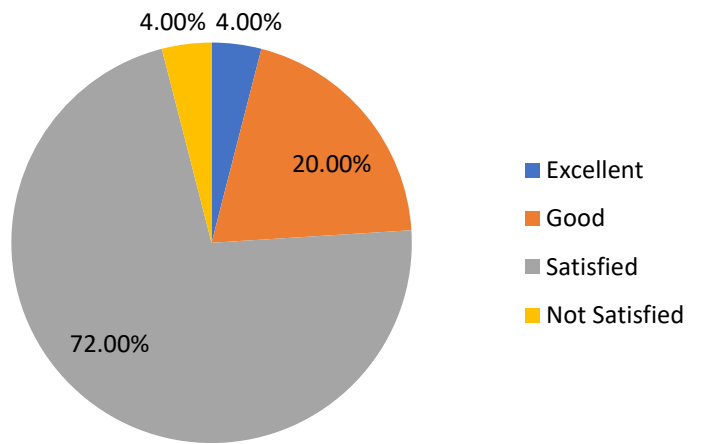
Q8 Rate the curriculum in terms of content evolving from basic level to Advanced Level in the ascending order of semesters.

	Frequency	Percent
Excellent	3	12.0
Good	4	16.0
Satisfied	14	56.0
Not Satisfied	4	16.0
Total	25	100.0



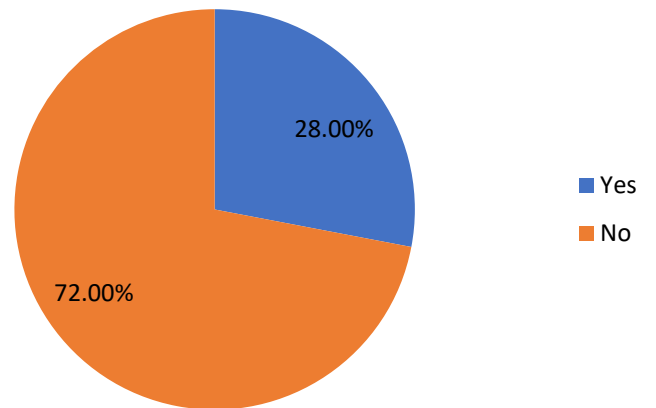
Q9 What is your over all opinion regarding the existing Curriculum?

	Frequency	Percent
Excellent	1	4.0
Good	5	20.0
Satisfied	18	72.0
Not Satisfied	1	4.0
Total	25	100.0



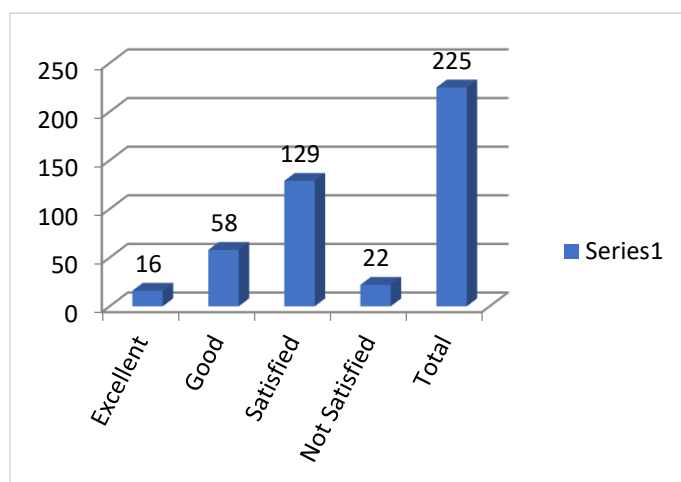
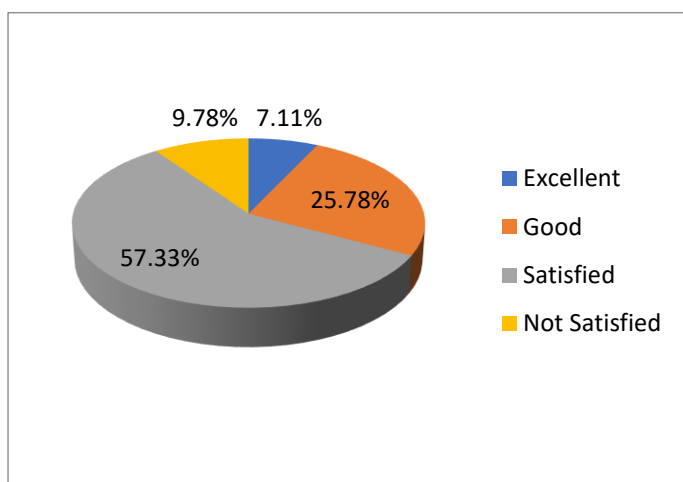
Q10 Do you think there is a need to modify your syllabus? (Yes/No) If yes, specify what portion needs to be modified with justification.

	Frequency	Percent
Yes	7	28.0
No	18	72.0
Total	25	100.0



Consolidated statement of analysis:

S. No	Question	No. of students opined				Total no. of Responses
		Excellent/ (100%)	Good/ (75%)	Satisfied/ (50%)	Not Satisfied/ (Below 50%)	
1.	Rate the syllabus of the courses that you have studied in relation to the competencies expected.	1	7	14	3	25
2.	Rate the relevance of the units in the syllabus of each course.	1	4	17	3	25
3.	Rate how the curriculum supports the required Practical skills in the Laboratory	1	6	15	3	25
4.	Rate your curriculum in terms of providing the basic knowledge required for further Education.	1	8	14	2	25
5.	How far your syllabus was useful to crack the CSIR/ UGC NET/APSET/GATE/..?	5	12	7	1	25
6.	Rate the Curriculum – in terms of providing employability after completion of the program.	1	6	15	3	25
7.	Rate the curriculum in improving your knowledge in the subject studied?	2	6	15	2	25
8.	Rate the curriculum in terms of content evolving from basic level to Advanced Level in the ascending order of semesters.	3	4	14	4	25
9.	What is your over all opinion regarding the existing Curriculum?	1	5	18	1	25
TOTAL		16	58	129	22	225
10.	Do you think there is a need to modify your syllabus? (Yes/No) If yes, specify what portion needs to be modified with justification.	YES: 7		NO: 18		25

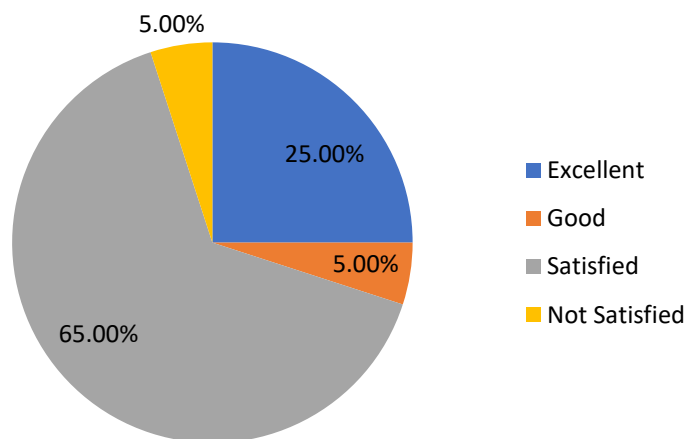


Program Name: Economics

For the academic year 2016-17 feedback was received from 20 numbers of students for the program Economics which are then analyzed and the analysis report is prepared and presented.

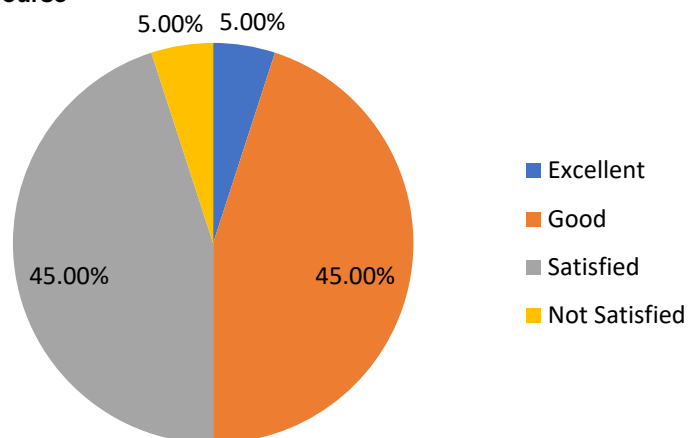
Q1 Rate the syllabus of the courses that you have studied in relation to the competencies expected.

	Frequency	Percent
Excellent	5	25.0
Good	1	5.0
Satisfied	13	65.0
Not Satisfied	1	5.0
Total	20	100.0



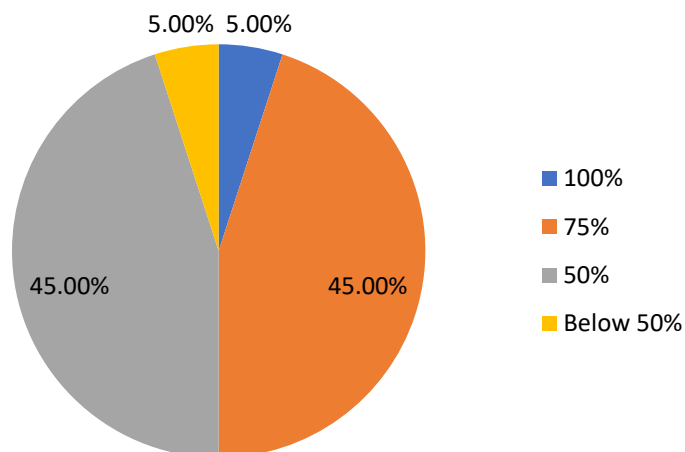
Q2 Rate the relevance of the units in the syllabus of each course

	Frequency	Percent
Excellent	1	5.0
Good	9	45.0
Satisfied	9	45.0
Not Satisfied	1	5.0
Total	20	100.0



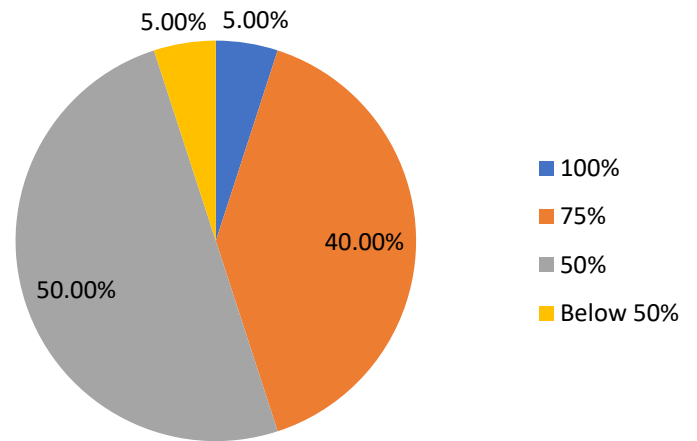
Q3 Rate how the curriculum supports the required Practical skills in the Laboratory

	Frequency	Percent
100%	1	5.0
75%	9	45.0
50%	9	45.0
Below 50%	1	5.0
Total	20	100.0



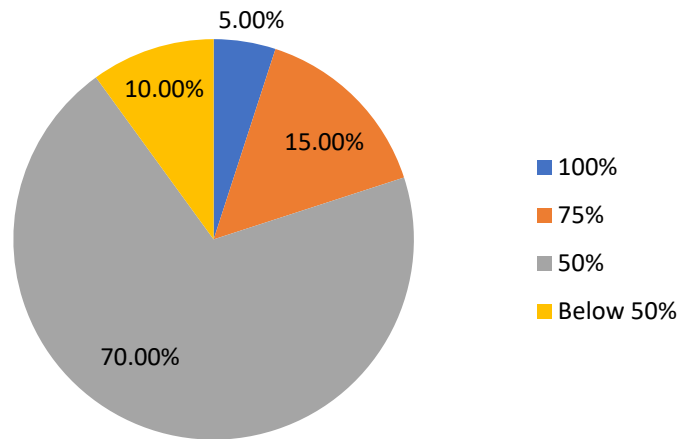
Q4 Rate your curriculum in terms of providing the basic knowledge required for further Education.

	Frequency	Percent
100%	1	5.0
75%	8	40.0
50%	10	50.0
Below 50%	1	5.0
Total	20	100.0



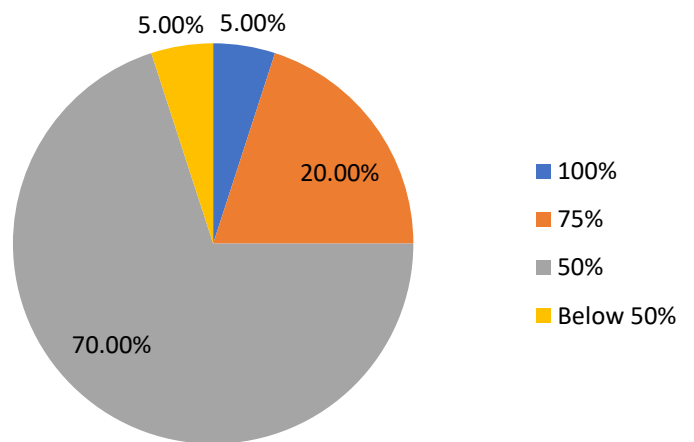
Q5 How far your syllabus was useful to crack the CSIR/ UGC NET/APSET/GATE/..?

	Frequency	Percent
100%	1	5.0
75%	3	15.0
50%	14	70.0
Below 50%	2	10.0
Total	20	100.0



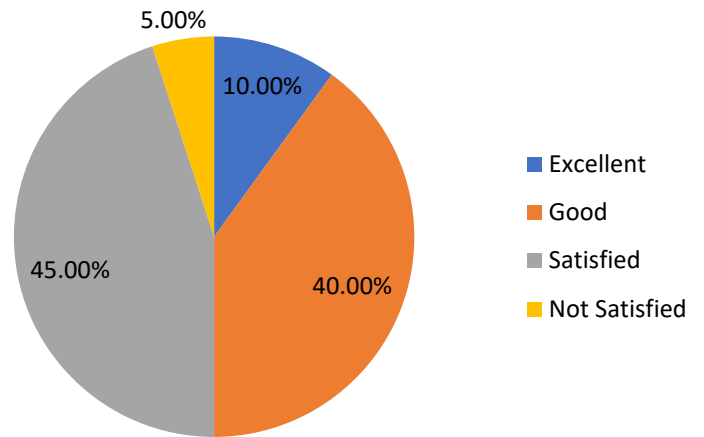
Q6 Rate the Curriculum – in terms of providing employability after completion of the program.

	Frequency	Percent
100%	1	5.0
75%	4	20.0
50%	14	70.0
Below 50%	1	5.0
Total	20	100.0



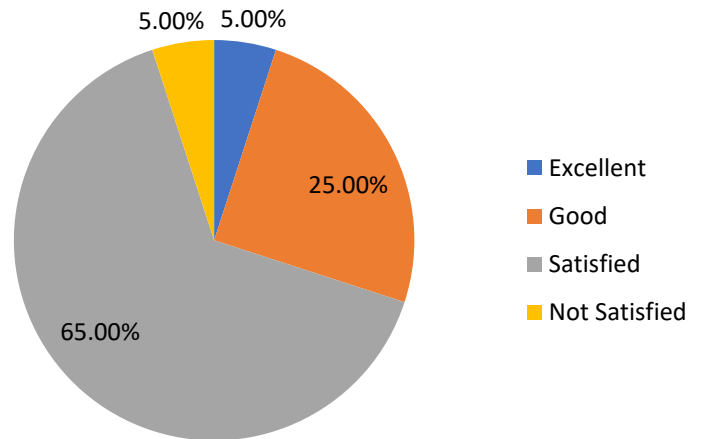
Q7 Rate the curriculum in improving your knowledge in the subject studied?

	Frequency	Percent
Excellent	2	10.0
Good	8	40.0
Satisfied	9	45.0
Not Satisfied	1	5.0
Total	20	100.0



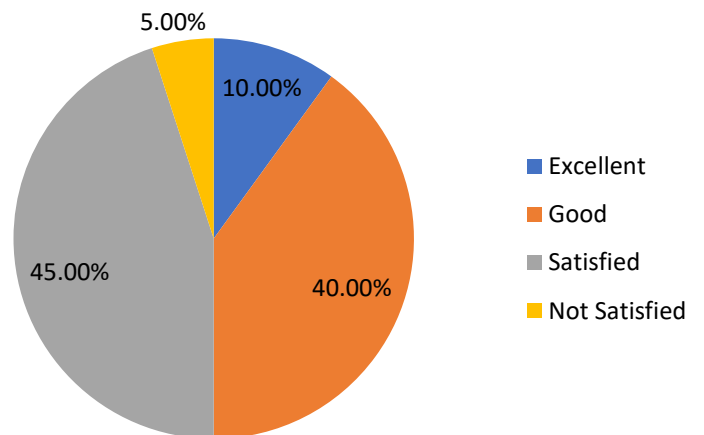
Q8 Rate the curriculum in terms of content evolving from basic level to Advanced Level in the ascending order of semesters.

	Frequency	Percent
Excellent	1	5.0
Good	5	25.0
Satisfied	13	65.0
Not Satisfied	1	5.0
Total	20	100.0



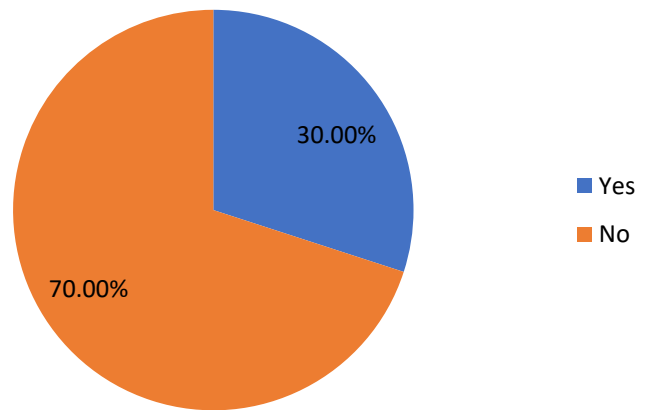
Q9 What is your over all opinion regarding the existing Curriculum?

	Frequency	Percent
Excellent	2	10.0
Good	8	40.0
Satisfied	9	45.0
Not Satisfied	1	5.0
Total	20	100.0



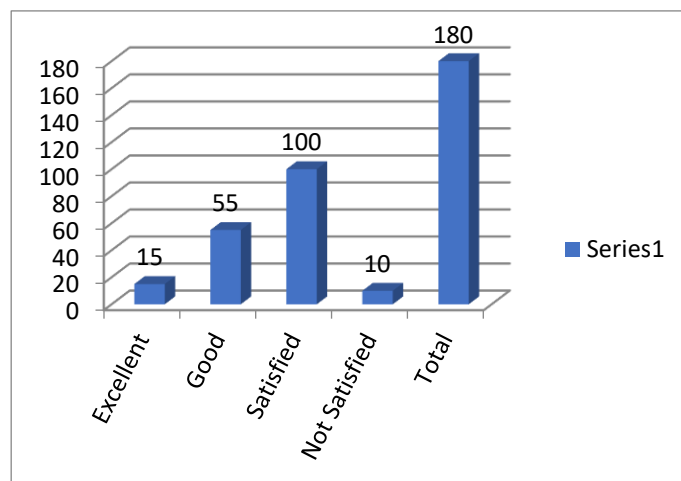
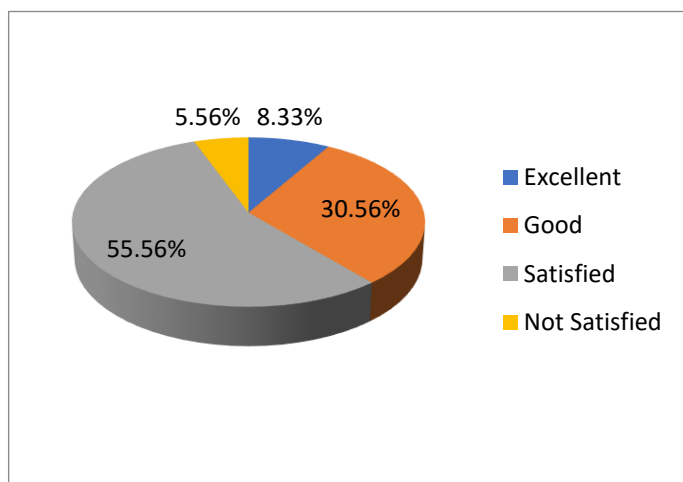
Q10 Do you think there is a need to modify your syllabus? (Yes/No) If yes, specify what portion needs to be modified with justification.

	Frequency	Percent
Yes	6	30.0
No	14	70.0
Total	20	100.0



Consolidated statement of analysis:

S. No	Question	No. of students opined				Total no. of Responses
		Excellent/ (100%)	Good/ (75%)	Satisfied/ (50%)	Not Satisfied/ (Below 50%)	
1.	Rate the syllabus of the courses that you have studied in relation to the competencies expected.	5	1	13	1	20
2.	Rate the relevance of the units in the syllabus of each course.	1	9	9	1	20
3.	Rate how the curriculum supports the required Practical skills in the Laboratory	1	9	9	1	20
4.	Rate your curriculum in terms of providing the basic knowledge required for further Education.	1	8	10	1	20
5.	How far your syllabus was useful to crack the CSIR/ UGC NET/APSET/GATE/..?	1	3	14	2	20
6.	Rate the Curriculum – in terms of providing employability after completion of the program.	1	4	14	1	20
7.	Rate the curriculum in improving your knowledge in the subject studied?	2	8	9	1	20
8.	Rate the curriculum in terms of content evolving from basic level to Advanced Level in the ascending order of semesters.	1	5	13	1	20
9.	What is your over all opinion regarding the existing Curriculum?	2	8	9	1	20
TOTAL		15	55	100	10	180
10.	Do you think there is a need to modify your syllabus? (Yes/No) If yes, specify what portion needs to be modified with justification.	YES: 6		NO: 14		20

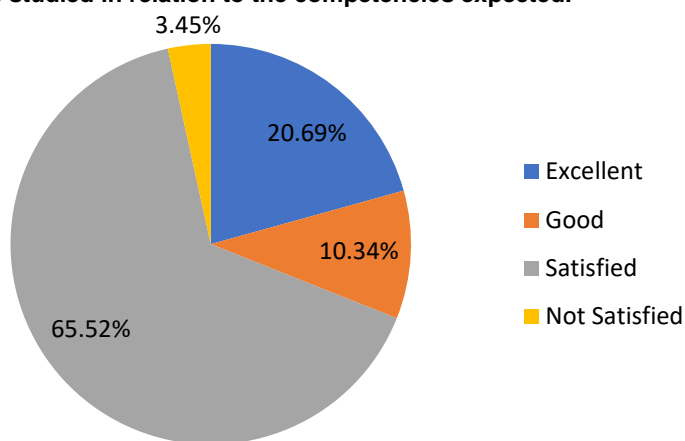


Program Name: English

For the academic year 2016-17 feedback was received from 29 numbers of students for the program English which are then analyzed and the analysis report is prepared and presented.

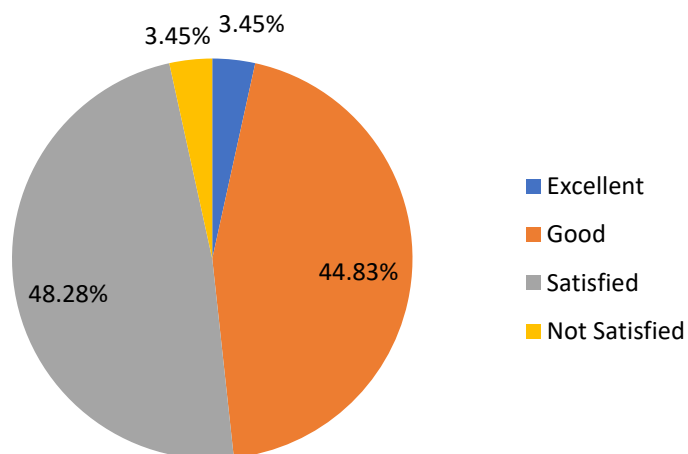
Q1 Rate the syllabus of the courses that you have studied in relation to the competencies expected.

	Frequency	Percent
Excellent	6	20.7
Good	3	10.3
Satisfied	19	65.5
Not Satisfied	1	3.4
Total	29	100.0



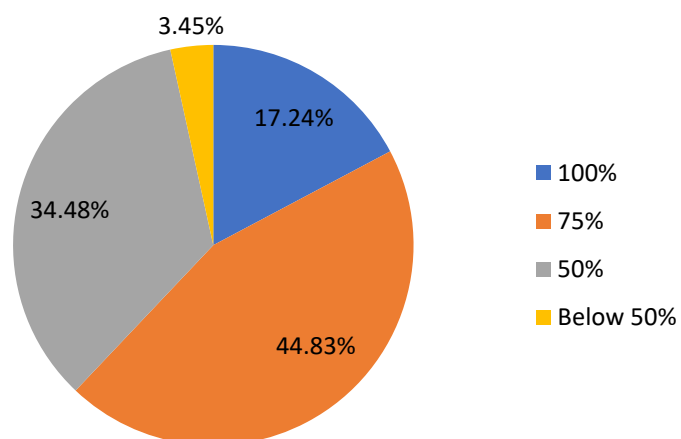
Q2 Rate the relevance of the units in the syllabus of each course

	Frequency	Percent
Excellent	1	3.4
Good	13	44.8
Satisfied	14	48.3
Not Satisfied	1	3.4
Total	29	100.0



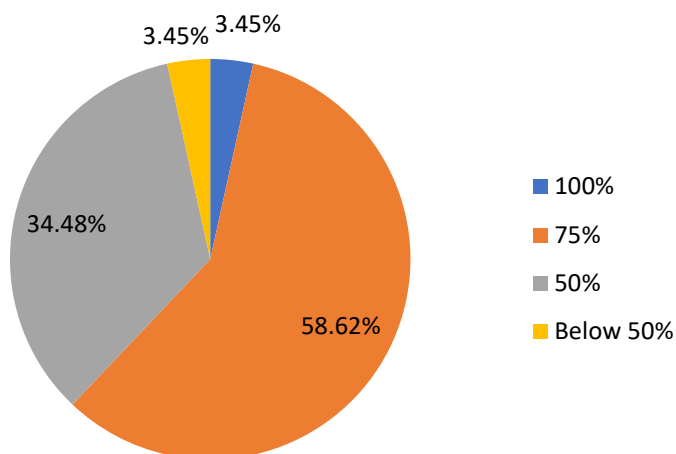
Q3 Rate how the curriculum supports the required Practical skills in the Laboratory

	Frequency	Percent
100%	5	17.2
75%	13	44.8
50%	10	34.5
Below 50%	1	3.4
Total	29	100.0



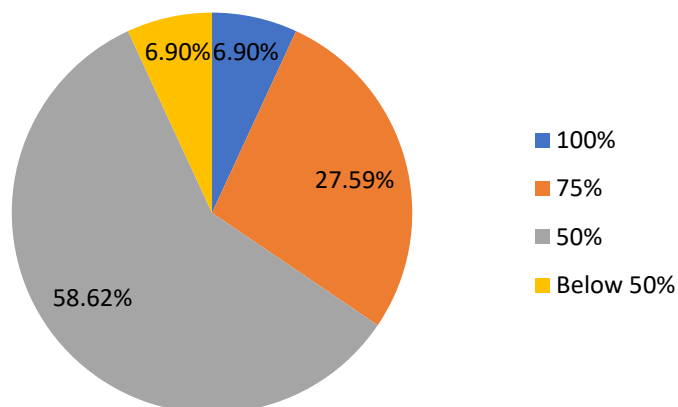
Q4 Rate your curriculum in terms of providing the basic knowledge required for further Education.

	Frequency	Percent
100%	1	3.4
75%	17	58.6
50%	10	34.5
Below 50%	1	3.4
Total	29	100.0



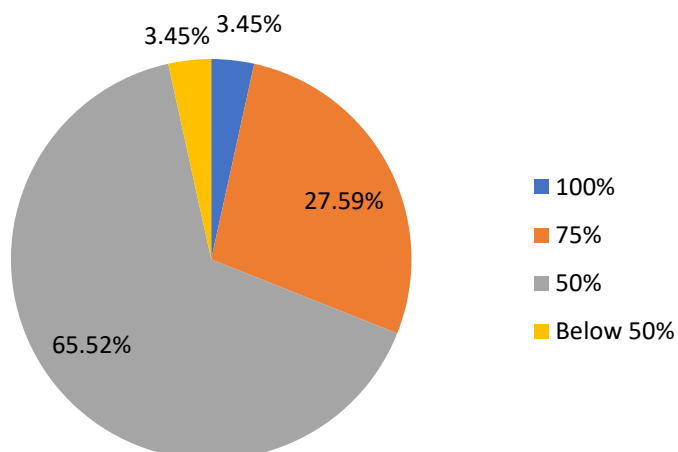
Q5 How far your syllabus was useful to crack the CSIR/ UGC NET/APSET/GATE/..?

	Frequency	Percent
100%	2	6.9
75%	8	27.6
50%	17	58.6
Below 50%	2	6.9
Total	29	100.0



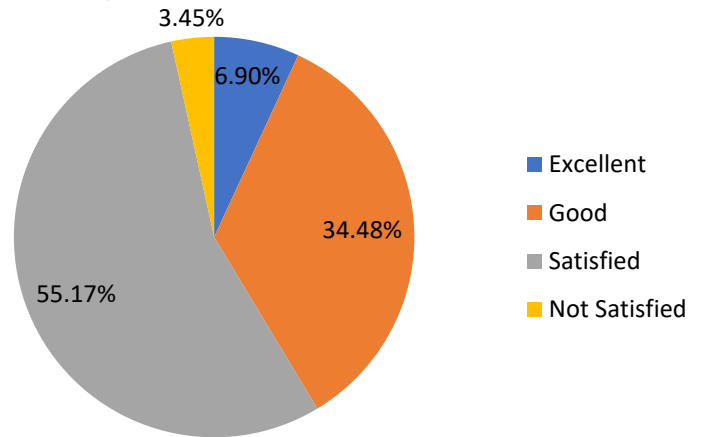
Q6 Rate the Curriculum – in terms of providing employability after completion of the program.

	Frequency	Percent
100%	1	3.4
75%	8	27.6
50%	19	65.5
Below 50%	1	3.4
Total	29	100.0



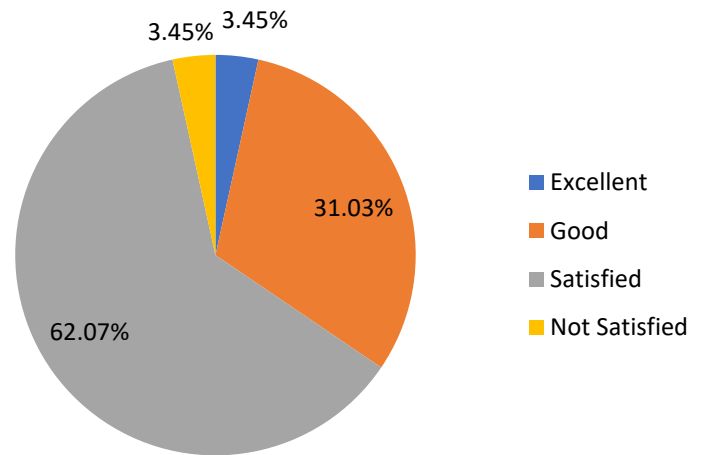
Q7 Rate the curriculum in improving your knowledge in the subject studied?

	Frequency	Percent
Excellent	2	6.9
Good	10	34.5
Satisfied	16	55.2
Not Satisfied	1	3.4
Total	29	100.0



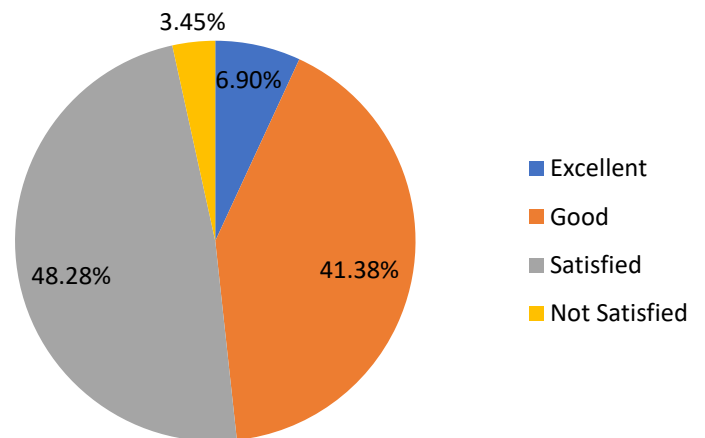
Q8 Rate the curriculum in terms of content evolving from basic level to Advanced Level in the ascending order of semesters.

	Frequency	Percent
Excellent	1	3.4
Good	9	31.0
Satisfied	18	62.1
Not Satisfied	1	3.4
Total	29	100.0



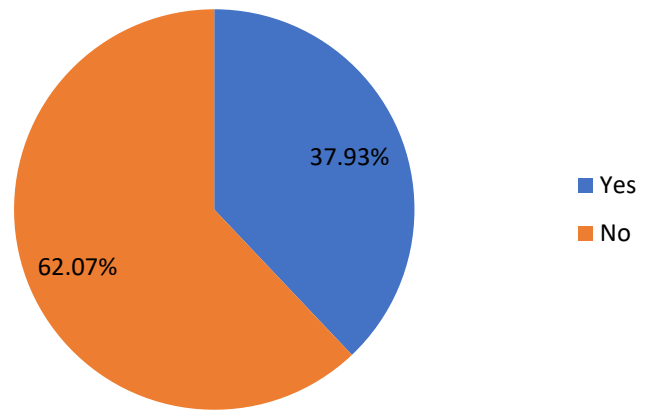
Q9 What is your over all opinion regarding the existing Curriculum?

	Frequency	Percent
Excellent	2	6.9
Good	12	41.4
Satisfied	14	48.3
Not Satisfied	1	3.4
Total	29	100.0



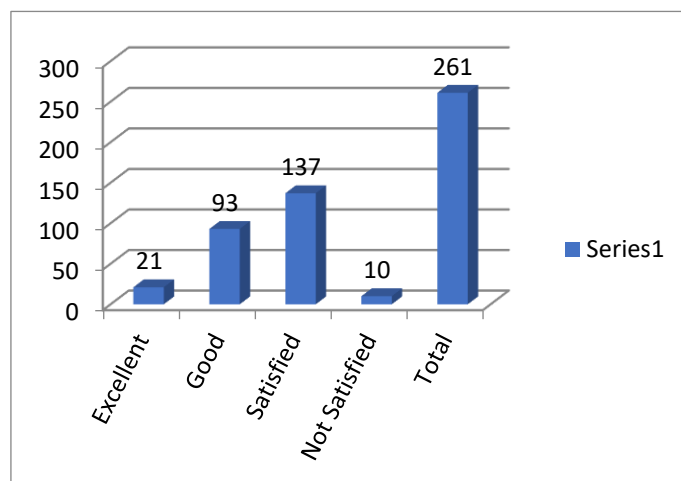
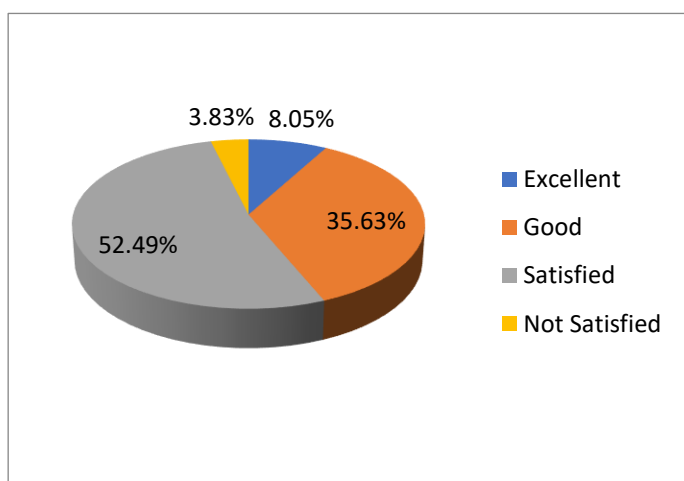
Q10 Do you think there is a need to modify your syllabus? (Yes/No) If yes, specify what portion needs to be modified with justification.

	Frequency	Percent
Yes	11	37.9
No	18	62.1
Total	29	100.0



Consolidated statement of analysis:

S. No	Question	No. of students opined				Total no. of Responses
		Excellent/ (100%)	Good/ (75%)	Satisfied/ (50%)	Not Satisfied/ (Below 50%)	
1.	Rate the syllabus of the courses that you have studied in relation to the competencies expected.	6	3	19	1	29
2.	Rate the relevance of the units in the syllabus of each course.	1	13	14	1	29
3.	Rate how the curriculum supports the required Practical skills in the Laboratory	5	13	10	1	29
4.	Rate your curriculum in terms of providing the basic knowledge required for further Education.	1	17	10	1	29
5.	How far your syllabus was useful to crack the CSIR/ UGC NET/APSET/GATE/..?	2	8	17	2	29
6.	Rate the Curriculum – in terms of providing employability after completion of the program.	1	8	19	1	29
7.	Rate the curriculum in improving your knowledge in the subject studied?	2	10	16	1	29
8.	Rate the curriculum in terms of content evolving from basic level to Advanced Level in the ascending order of semesters.	1	9	18	1	29
9.	What is your over all opinion regarding the existing Curriculum?	2	12	14	1	29
TOTAL		21	93	137	10	261
10.	Do you think there is a need to modify your syllabus? (Yes/No) If yes, specify what portion needs to be modified with justification.	YES: 11		NO: 18		

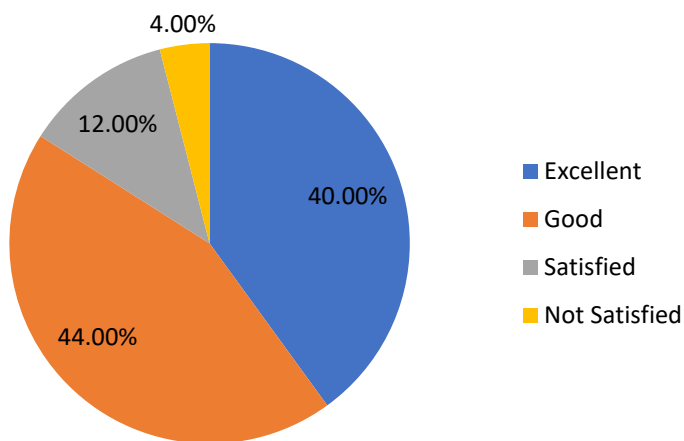


Program Name: M. Com

For the academic year 2016-17 feedback was received from 25 numbers of students for the program M.com which are then analyzed and the analysis report is prepared and presented.

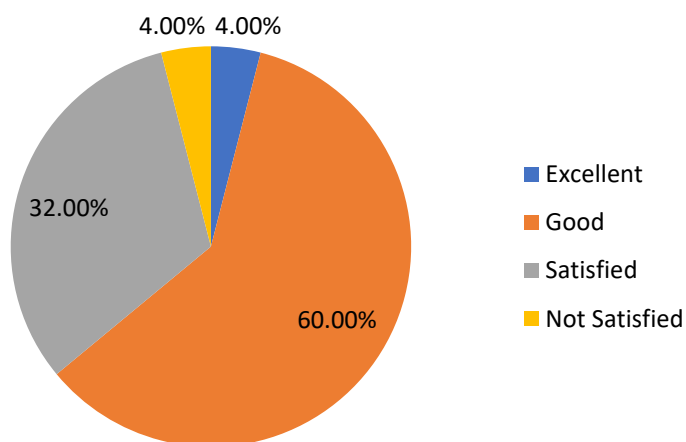
Q1 Rate the syllabus of the courses that you have studied in relation to the competencies expected.

	Frequency	Percent
Excellent	10	40.0
Good	11	44.0
Satisfied	3	12.0
Not Satisfied	1	4.0
Total	25	100.0



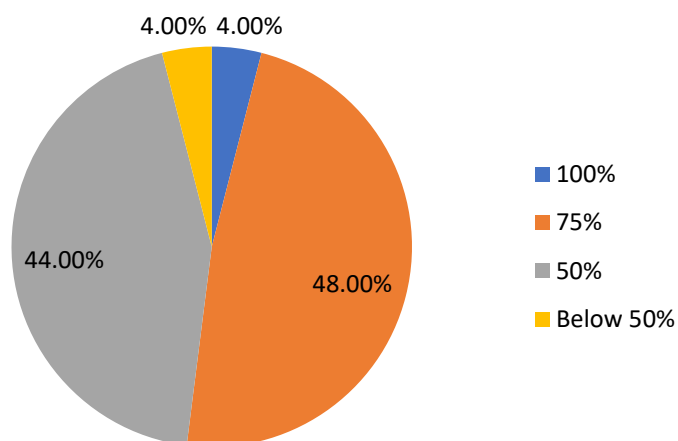
Q2 Rate the relevance of the units in the syllabus of each course

	Frequency	Percent
Excellent	1	4.0
Good	15	60.0
Satisfied	8	32.0
Not Satisfied	1	4.0
Total	25	100.0



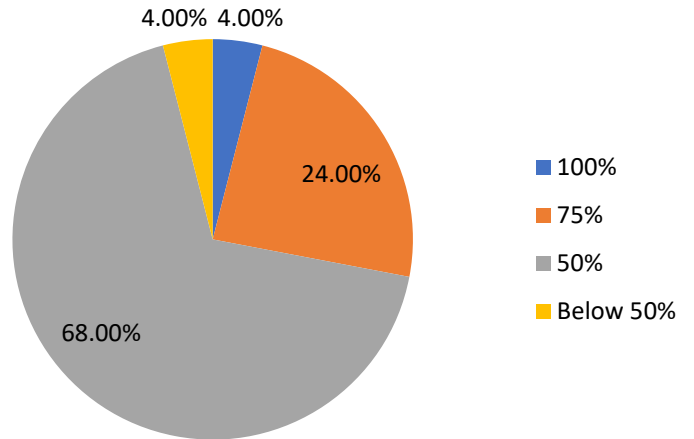
Q3 Rate how the curriculum supports the required Practical skills in the Laboratory

	Frequency	Percent
100%	1	4.0
75%	12	48.0
50%	11	44.0
Below 50%	1	4.0
Total	25	100.0



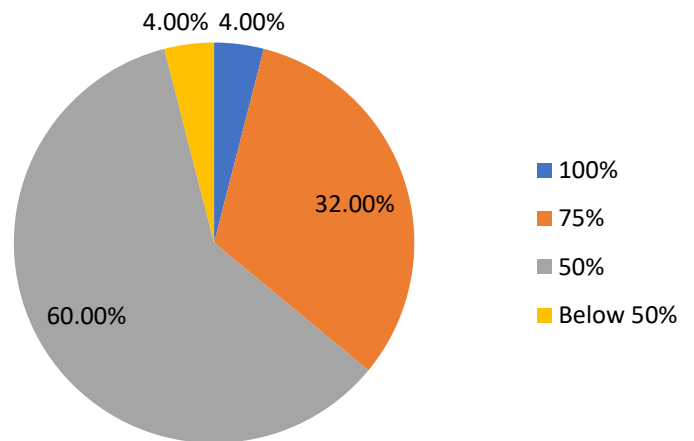
Q4 Rate your curriculum in terms of providing the basic knowledge required for further Education.

	Frequency	Percent
100%	1	4.0
75%	6	24.0
50%	17	68.0
Below 50%	1	4.0
Total	25	100.0



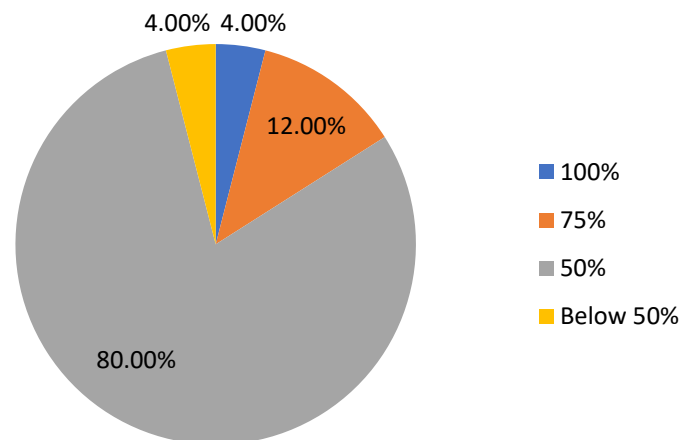
Q5 How far your syllabus was useful to crack the CSIR/ UGC NET/APSET/GATE/..?

	Frequency	Percent
100%	1	4.0
75%	8	32.0
50%	15	60.0
Below 50%	1	4.0
Total	25	100.0



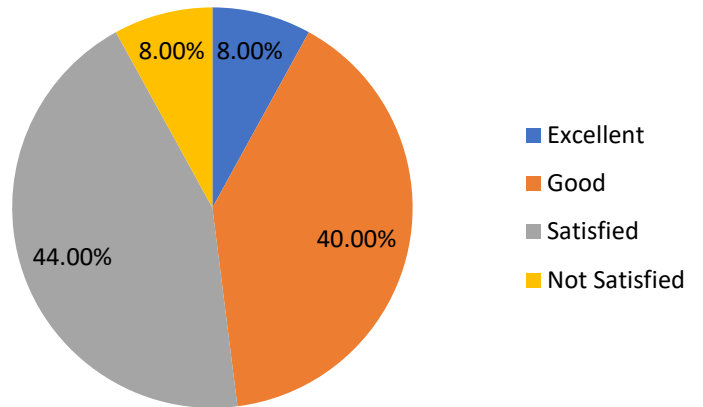
Q6 Rate the Curriculum – in terms of providing employability after completion of the program.

	Frequency	Percent
100%	1	4.0
75%	3	12.0
50%	20	80.0
Below 50%	1	4.0
Total	25	100.0



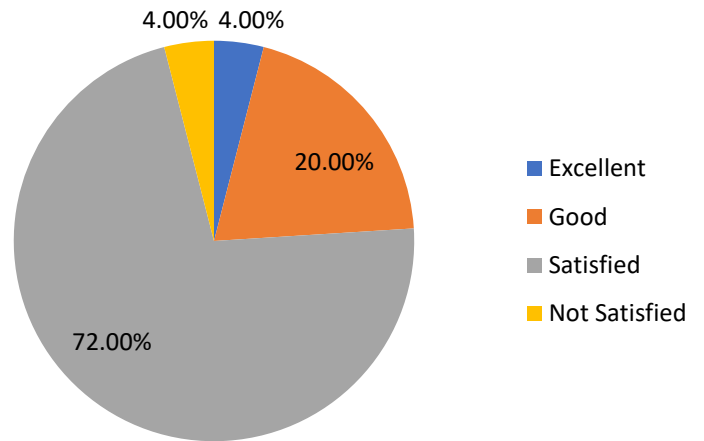
Q7 Rate the curriculum in improving your knowledge in the subject studied?

	Frequency	Percent
Excellent	2	8.0
Good	10	40.0
Satisfied	11	44.0
Not Satisfied	2	8.0
Total	25	100.0



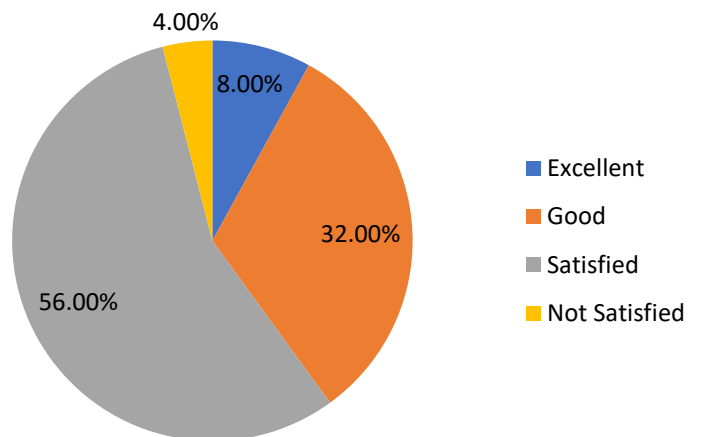
Q8 Rate the curriculum in terms of content evolving from basic level to Advanced Level in the ascending order of semesters.

	Frequency	Percent
Excellent	1	4.0
Good	5	20.0
Satisfied	18	72.0
Not Satisfied	1	4.0
Total	25	100.0



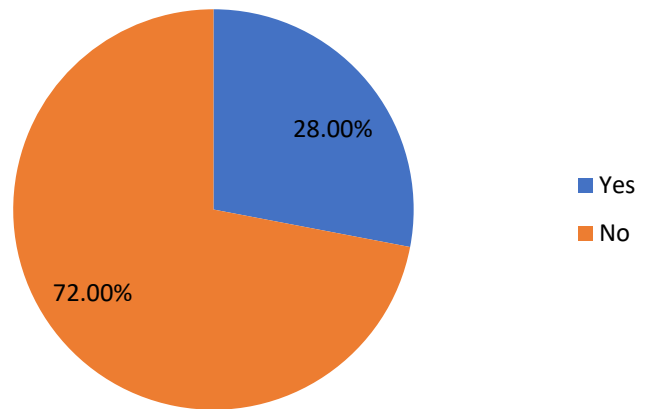
Q9 What is your over all opinion regarding the existing Curriculum?

	Frequency	Percent
Excellent	2	8.0
Good	8	32.0
Satisfied	14	56.0
Not Satisfied	1	4.0
Total	25	100.0



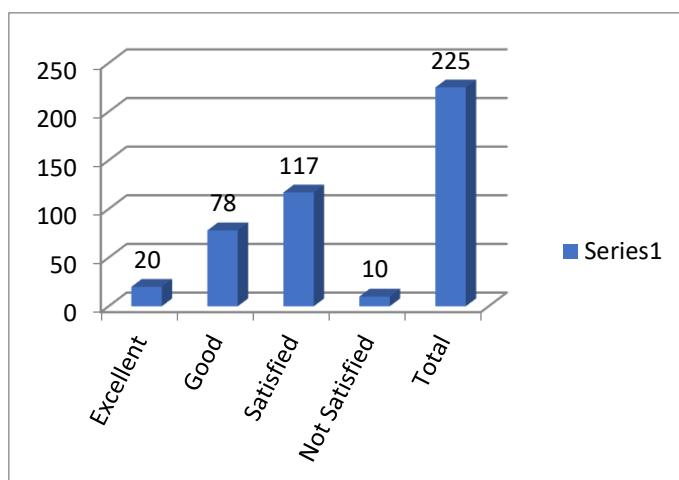
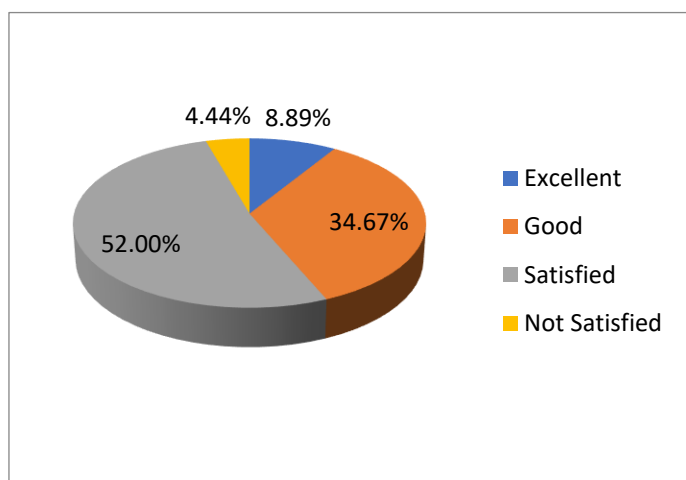
Q10 Do you think there is a need to modify your syllabus? (Yes/No) If yes, specify what portion needs to be modified with justification.

	Frequency	Percent
Yes	7	28.0
No	18	72.0
Total	25	100.0



Consolidated statement of analysis:

S. No	Question	No. of students opined				Total no. of participants
		Excellent/ (100%)	Good/ (75%)	Satisfied/ (50%)	Not Satisfied/ (Below 50%)	
1.	Rate the syllabus of the courses that you have studied in relation to the competencies expected.	10	11	3	1	25
2.	Rate the relevance of the units in the syllabus of each course.	1	15	8	1	25
3.	Rate how the curriculum supports the required Practical skills in the Laboratory	1	12	11	1	25
4.	Rate your curriculum in terms of providing the basic knowledge required for further Education.	1	6	17	1	25
5.	How far your syllabus was useful to crack the CSIR/ UGC NET/APSET/GATE/..?	1	8	15	1	25
6.	Rate the Curriculum – in terms of providing employability after completion of the program.	1	3	20	1	25
7.	Rate the curriculum in improving your knowledge in the subject studied?	2	10	11	2	25
8.	Rate the curriculum in terms of content evolving from basic level to Advanced Level in the ascending order of semesters.	1	5	18	1	25
9.	What is your over all opinion regarding the existing Curriculum?	2	8	14	1	25
TOTAL		20	78	117	10	225
10.	Do you think there is a need to modify your syllabus? (Yes/No) If yes, specify what portion needs to be modified with justification.	YES: 7		NO: 18		25

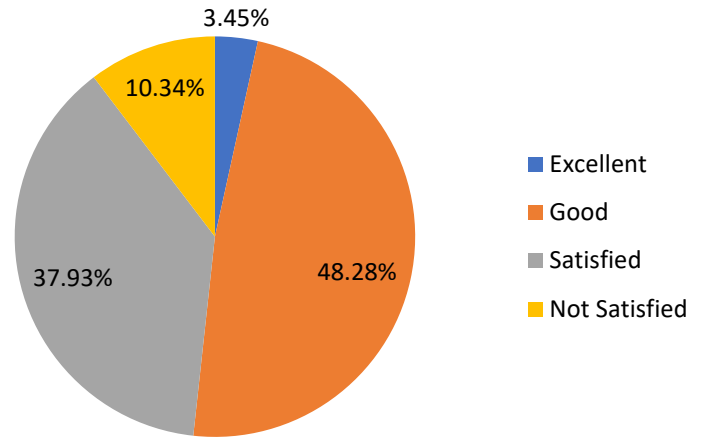


Program Name: MBA

For the academic year 2016-17 feedback was received from 29 numbers of students for the program MBA which are then analyzed and the analysis report is prepared and presented.

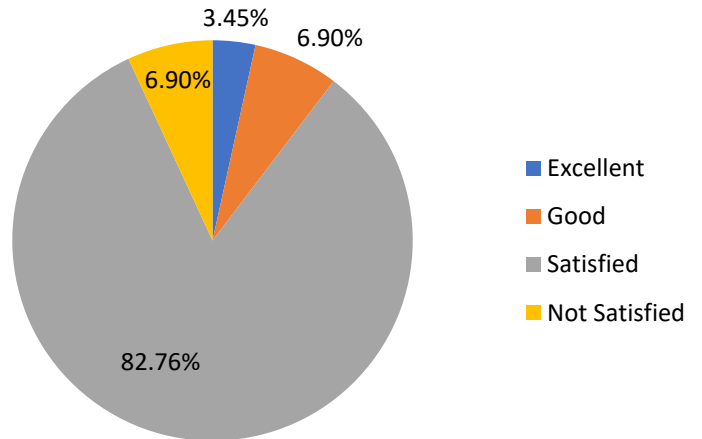
Q1 Rate the syllabus of the courses that you have studied in relation to the competencies expected.

	Frequency	Percent
Excellent	1	3.4
Good	14	48.3
Satisfied	11	37.9
Not Satisfied	3	10.3
Total	29	100.0



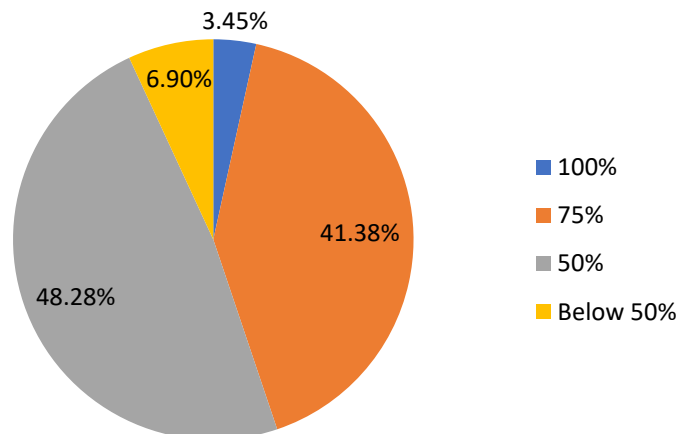
Q2 Rate the relevance of the units in the syllabus of each course

	Frequency	Percent
Excellent	1	3.4
Good	2	6.9
Satisfied	24	82.8
Not Satisfied	2	6.9
Total	29	100.0



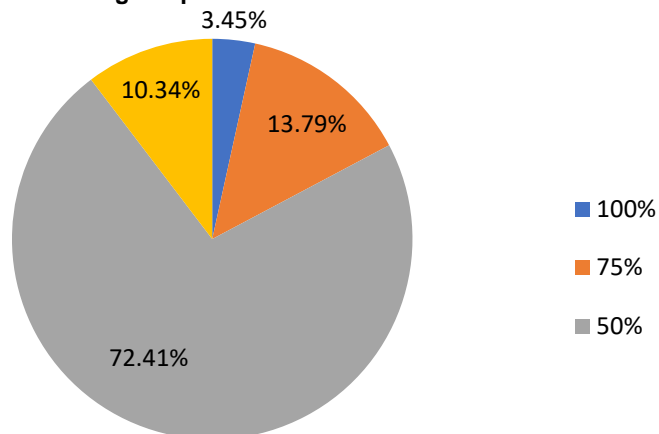
Q3 Rate how the curriculum supports the required Practical skills in the Laboratory

	Frequency	Percent
100%	1	3.4
75%	12	41.4
50%	14	48.3
Below 50%	2	6.9
Total	29	100.0



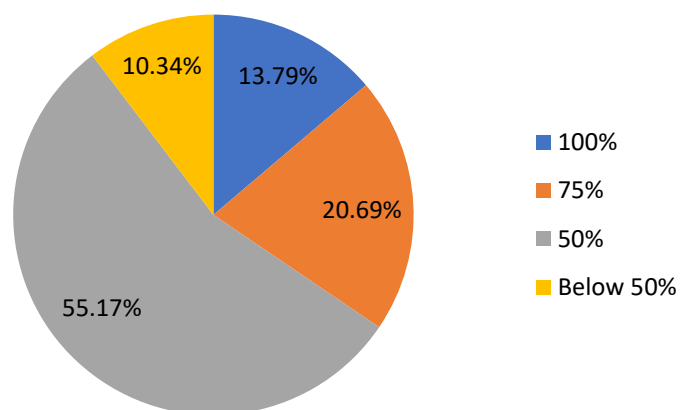
Q4 Rate your curriculum in terms of providing the basic knowledge required for further Education.

	Frequency	Percent
100%	1	3.4
75%	4	13.8
50%	21	72.4
Below 50%	3	10.3
Total	29	100.0



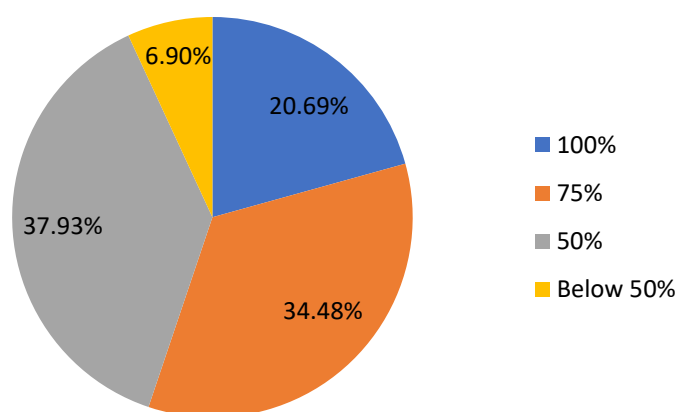
Q5 How far your syllabus was useful to crack the CSIR/ UGC NET/APSET/GATE/..?

	Frequency	Percent
100%	4	13.8
75%	6	20.7
50%	16	55.2
Below 50%	3	10.3
Total	29	100.0



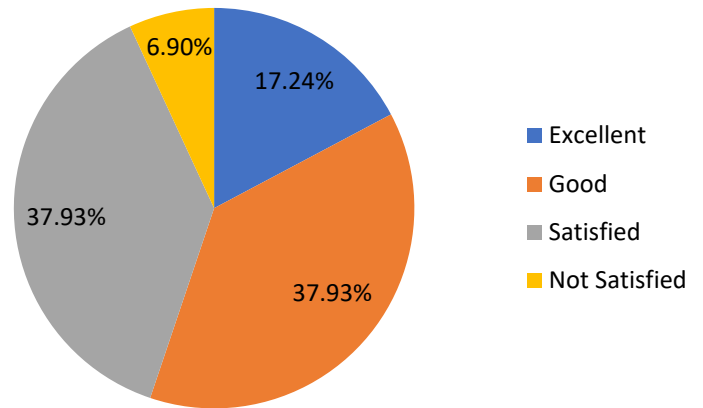
Q6 Rate the Curriculum – in terms of providing employability after completion of the program.

	Frequency	Percent
100%	6	20.7
75%	10	34.5
50%	11	37.9
Below 50%	2	6.9
Total	29	100.0



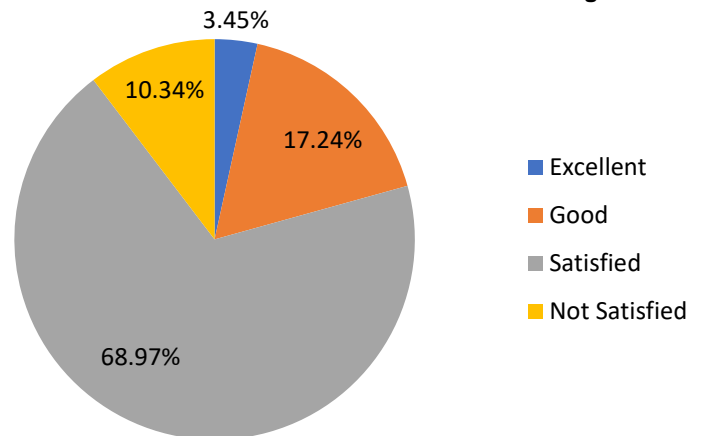
Q7 Rate the curriculum in improving your knowledge in the subject studied?

	Frequency	Percent
Excellent	5	17.2
Good	11	37.9
Satisfied	11	37.9
Not Satisfied	2	6.9
Total	29	100.0



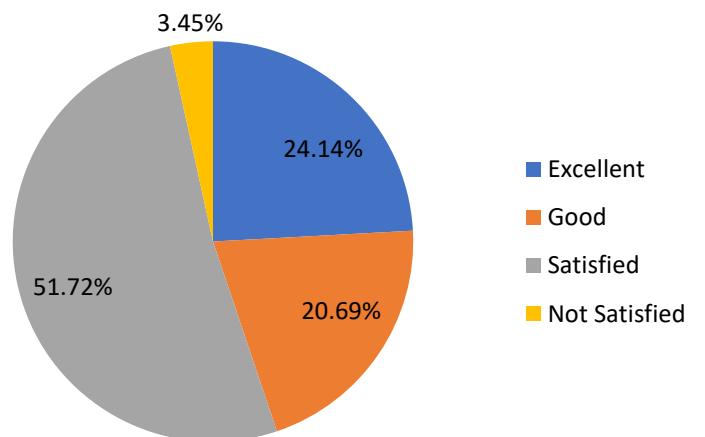
Q8 Rate the curriculum in terms of content evolving from basic level to Advanced Level in the ascending order of semesters.

	Frequency	Percent
Excellent	1	3.4
Good	5	17.2
Satisfied	20	69.0
Not Satisfied	3	10.3
Total	29	100.0



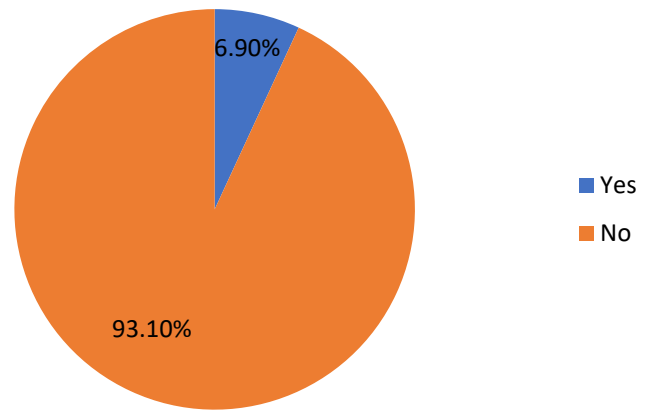
Q9 What is your over all opinion regarding the existing Curriculum?

	Frequency	Percent
Excellent	7	24.1
Good	5	17.2
Satisfied	16	55.2
Not Satisfied	1	3.4
Total	29	100.0



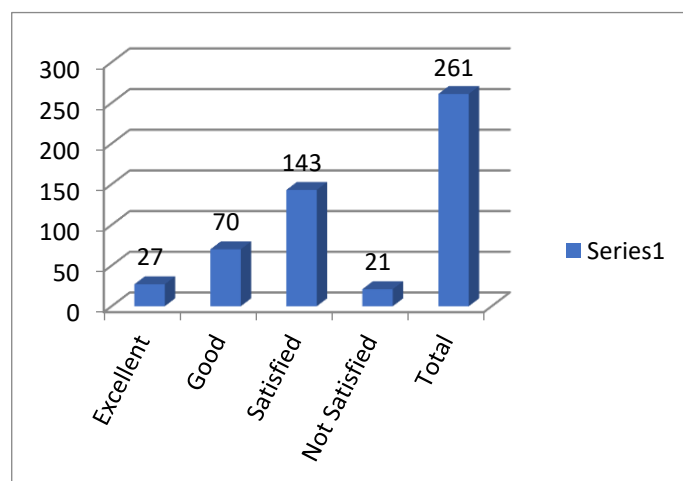
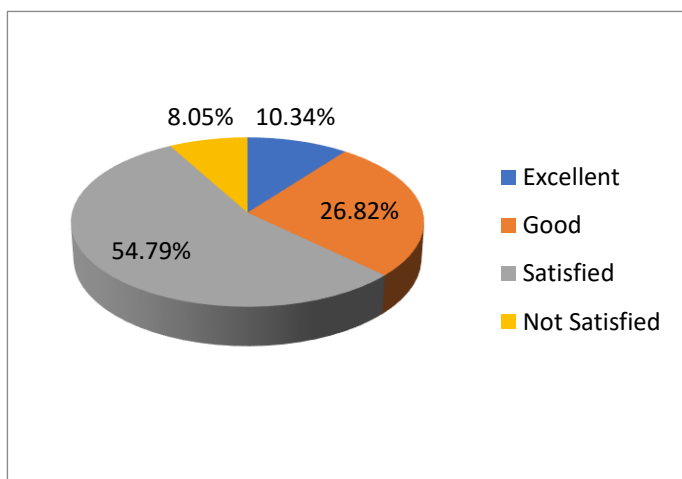
Q10 Do you think there is a need to modify your syllabus? (Yes/No) If yes, specify what portion needs to be modified with justification.

	Frequency	Percent
Yes	2	6.9
No	27	93.1
Total	29	100.0



Consolidated statement of analysis:

S. No	Question	No. of students opined				Total no. of participants
		Excellent/ (100%)	Good/ (75%)	Satisfied/ (50%)	Not Satisfied/ (Below 50%)	
1.	Rate the syllabus of the courses that you have studied in relation to the competencies expected.	1	14	11	3	29
2.	Rate the relevance of the units in the syllabus of each course.	1	2	24	2	29
3.	Rate how the curriculum supports the required Practical skills in the Laboratory	1	12	14	2	29
4.	Rate your curriculum in terms of providing the basic knowledge required for further Education.	1	4	21	3	29
5.	How far your syllabus was useful to crack the CSIR/ UGC NET/APSET/GATE/..?	4	6	16	3	29
6.	Rate the Curriculum – in terms of providing employability after completion of the program.	6	10	11	2	29
7.	Rate the curriculum in improving your knowledge in the subject studied?	5	11	11	2	29
8.	Rate the curriculum in terms of content evolving from basic level to Advanced Level in the ascending order of semesters.	1	5	20	3	29
9.	What is your over all opinion regarding the existing Curriculum?	7	6	15	1	29
TOTAL		27	70	143	21	261
10.	Do you think there is a need to modify your syllabus? (Yes/No) If yes, specify what portion needs to be modified with justification.	YES: 2		NO: 27		29

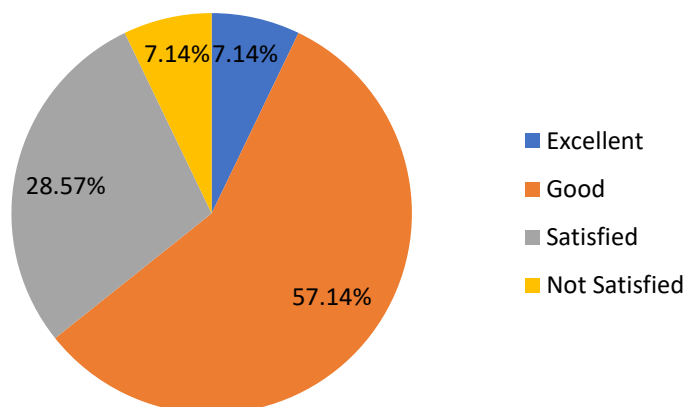


Program Name: MBT

For the academic year 2016-17 feedback was received from 14 numbers of students for the program MBT which are then analyzed and the analysis report is prepared and presented.

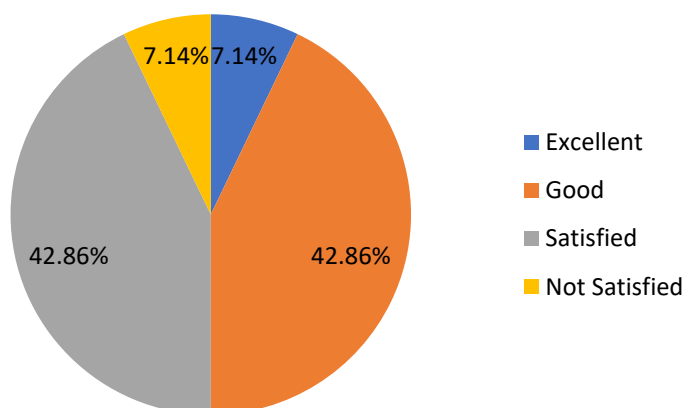
Q1 Rate the syllabus of the courses that you have studied in relation to the competencies expected.

	Frequency	Percent
Excellent	1	7.1
Good	8	57.1
Satisfied	4	28.6
Not Satisfied	1	7.1
Total	14	100.0



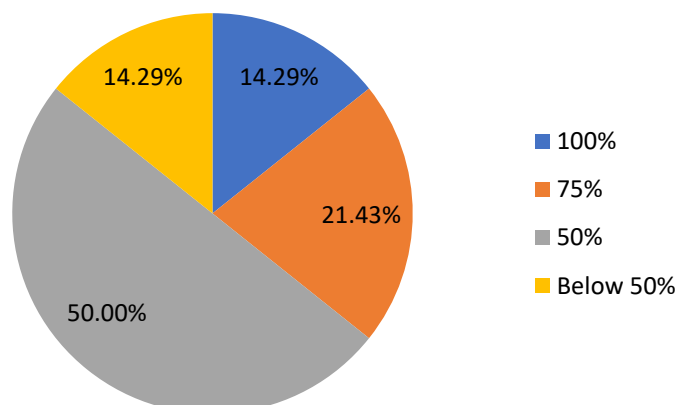
Q2 Rate the relevance of the units in the syllabus of each course

	Frequency	Percent
Excellent	1	7.1
Good	6	42.9
Satisfied	6	42.9
Not Satisfied	1	7.1
Total	14	100.0



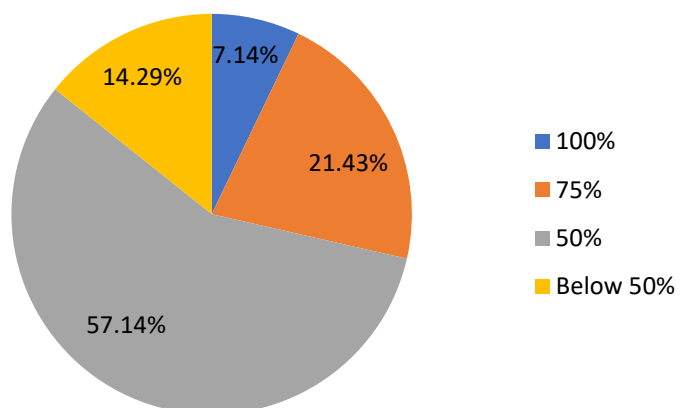
Q3 Rate how the curriculum supports the required Practical skills in the Laboratory

	Frequency	Percent
100%	2	14.3
75%	3	21.4
50%	7	50.0
Below 50%	2	14.3
Total	14	100.0



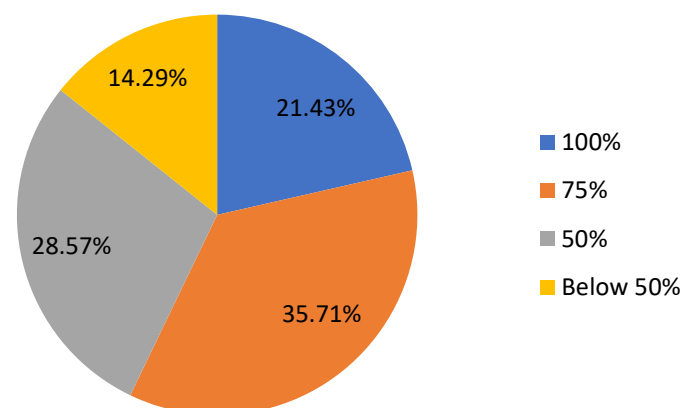
Q4 Rate your curriculum in terms of providing the basic knowledge required for further Education.

	Frequency	Percent
100%	1	7.1
75%	3	21.4
50%	8	57.1
Below 50%	2	14.3
Total	14	100.0



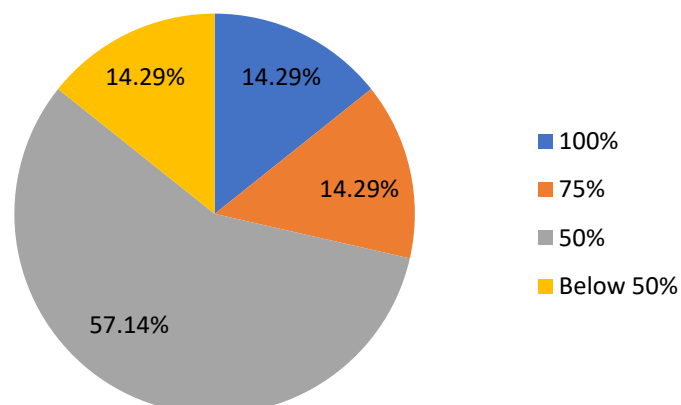
Q5 How far your syllabus was useful to crack the CSIR/ UGC NET/APSET/GATE/..?

	Frequency	Percent
100%	3	21.4
75%	5	35.7
50%	4	28.6
Below 50%	2	14.3
Total	14	100.0



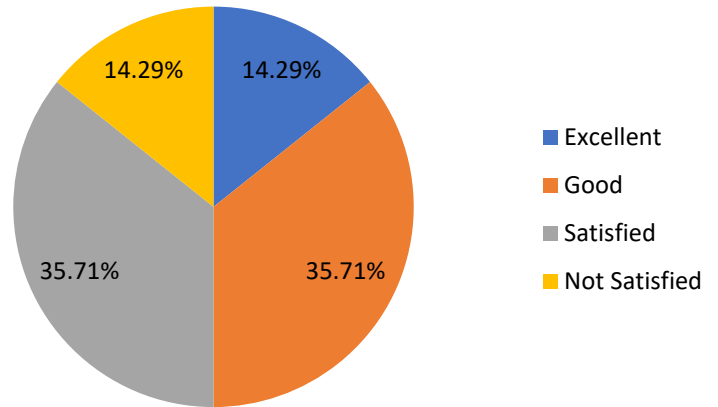
Q6 Rate the Curriculum – in terms of providing employability after completion of the program.

	Frequency	Percent
100%	2	14.3
75%	2	14.3
50%	8	57.1
Below 50%	2	14.3
Total	14	100.0



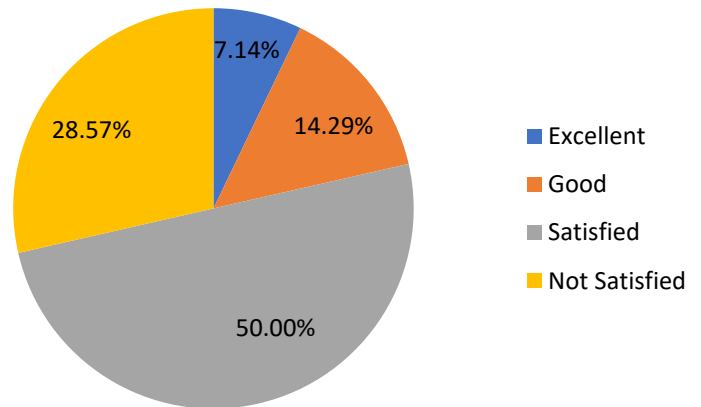
Q7 Rate the curriculum in improving your knowledge in the subject studied?

	Frequency	Percent
Excellent	2	14.3
Good	5	35.7
Satisfied	5	35.7
Not Satisfied	2	14.3
Total	14	100.0



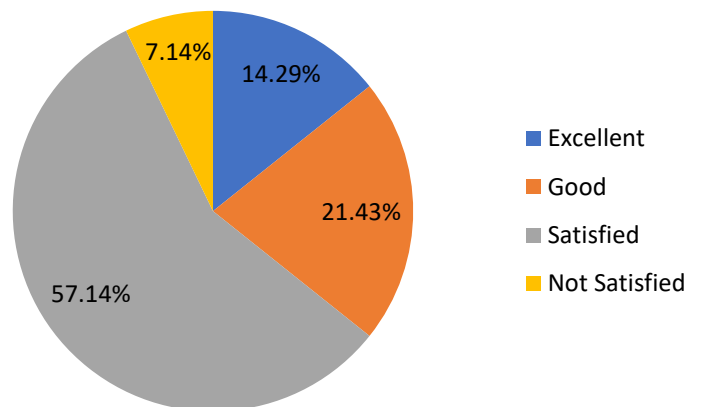
Q8 Rate the curriculum in terms of content evolving from basic level to Advanced Level in the ascending order of semesters.

	Frequency	Percent
Excellent	1	7.1
Good	2	14.3
Satisfied	7	50.0
Not Satisfied	4	28.6
Total	14	100.0



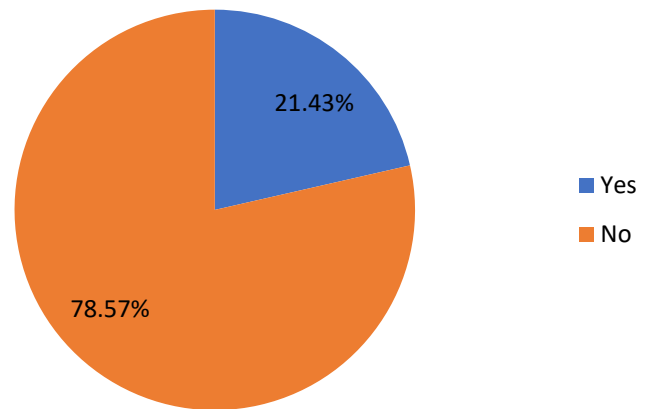
Q9 What is your over all opinion regarding the existing Curriculum?

	Frequency	Percent
Excellent	2	14.3
Good	3	21.4
Satisfied	8	57.1
Not Satisfied	1	7.1
Total	14	100.0



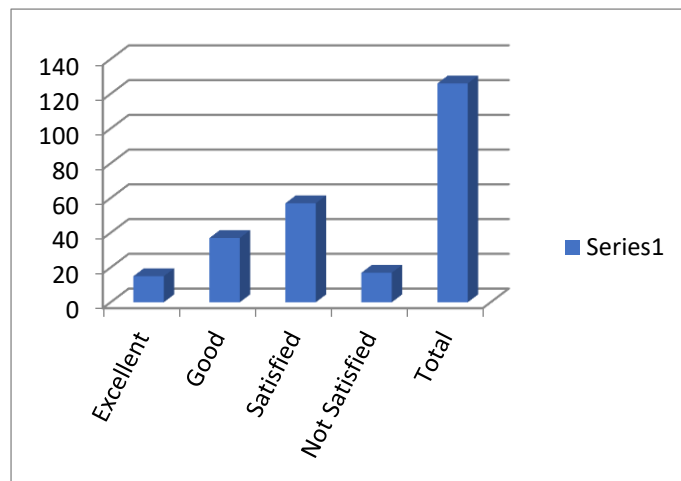
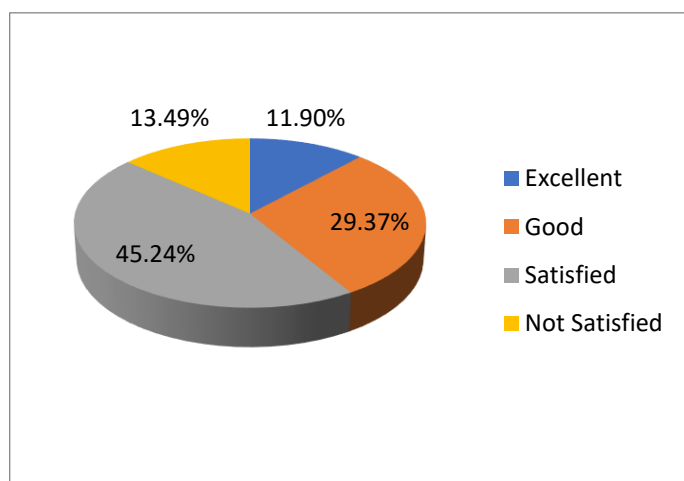
Q10 Do you think there is a need to modify your syllabus? (Yes/No) If yes, specify what portion needs to be modified with justification.

	Frequency	Percent
Yes	3	21.4
No	11	78.6
Total	14	100.0



Consolidated statement of analysis:

S. No	Question	No. of students opined				Total no. of participants
		Excellent/ (100%)	Good/ (75%)	Satisfied/ (50%)	Not Satisfied/ (Below 50%)	
1.	Rate the syllabus of the courses that you have studied in relation to the competencies expected.	1	8	4	1	14
2.	Rate the relevance of the units in the syllabus of each course.	1	6	6	1	14
3.	Rate how the curriculum supports the required Practical skills in the Laboratory	2	3	7	2	14
4.	Rate your curriculum in terms of providing the basic knowledge required for further Education.	1	3	8	2	14
5.	How far your syllabus was useful to crack the CSIR/ UGC NET/APSET/GATE/..?	3	5	4	2	14
6.	Rate the Curriculum – in terms of providing employability after completion of the program.	2	2	8	2	14
7.	Rate the curriculum in improving your knowledge in the subject studied?	2	5	5	2	14
8.	Rate the curriculum in terms of content evolving from basic level to Advanced Level in the ascending order of semesters.	1	2	7	4	14
9.	What is your over all opinion regarding the existing Curriculum?	2	3	8	1	14
TOTAL		15	37	57	17	126
10.	Do you think there is a need to modify your syllabus? (Yes/No) If yes, specify what portion needs to be modified with justification.	YES: 3		NO: 11		14

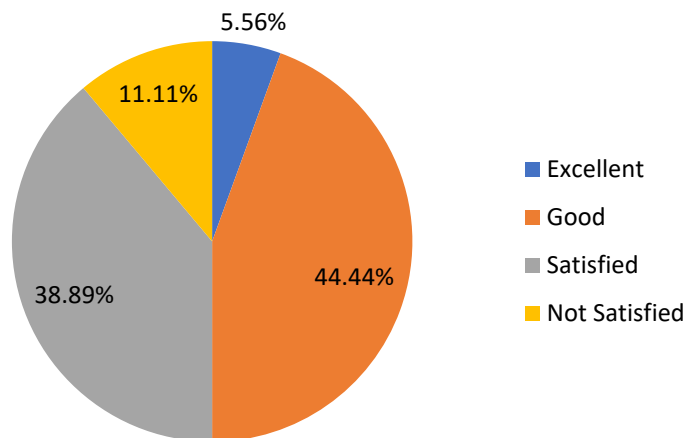


Program Name: Political Science

For the academic year 2016-17 feedback was received from 18 numbers of students for the program : Political Science which are then analyzed and the analysis report is prepared and presented.

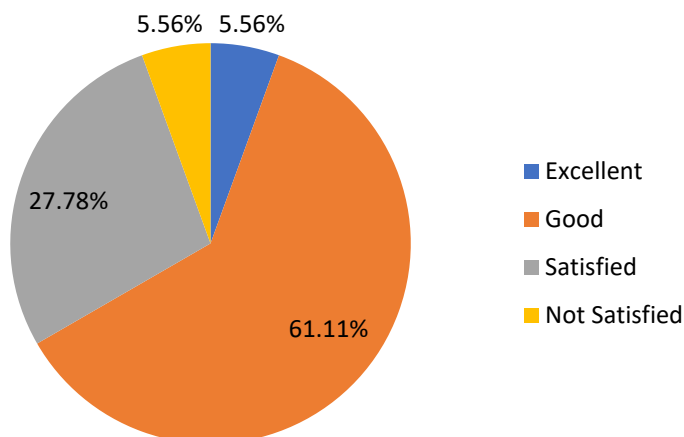
Q1 Rate the syllabus of the courses that you have studied in relation to the competencies expected.

	Frequency	Percent
Excellent	1	5.6
Good	8	44.4
Satisfied	7	38.9
Not Satisfied	2	11.1
Total	18	100.0



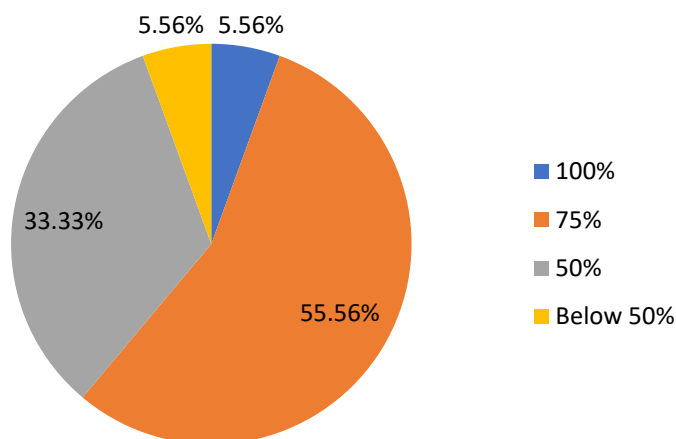
Q2 Rate the relevance of the units in the syllabus of each course

	Frequency	Percent
Excellent	1	5.6
Good	11	61.1
Satisfied	5	27.8
Not Satisfied	1	5.6
Total	18	100.0



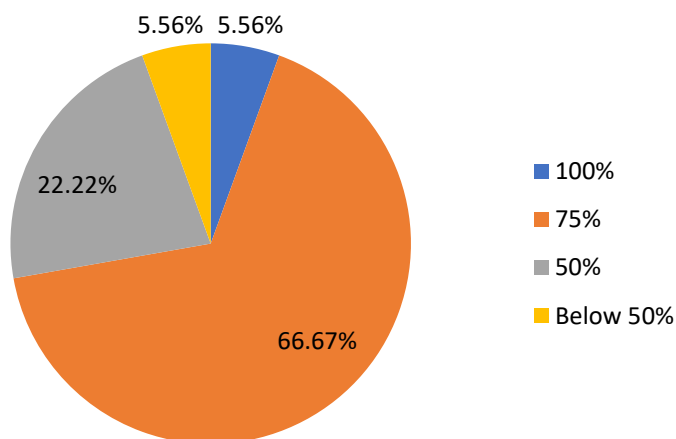
Q3 Rate how the curriculum supports the required Practical skills in the Laboratory

	Frequency	Percent
100%	1	5.6
75%	10	55.6
50%	6	33.3
Below 50%	1	5.6
Total	18	100.0



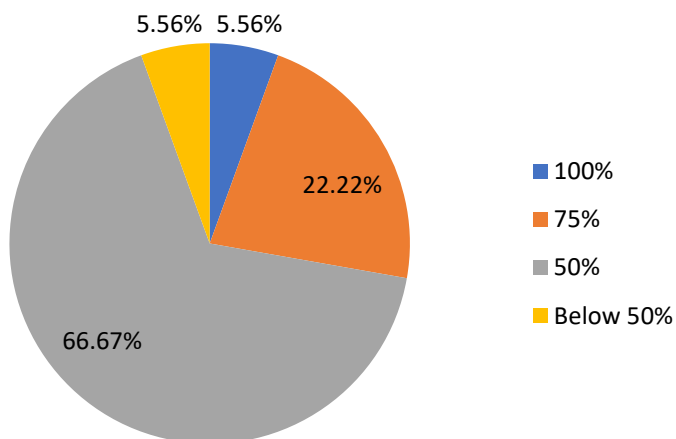
Q4 Rate your curriculum in terms of providing the basic knowledge required for further Education.

	Frequency	Percent
100%	1	5.6
75%	12	66.7
50%	4	22.2
Below 50%	1	5.6
Total	18	100.0



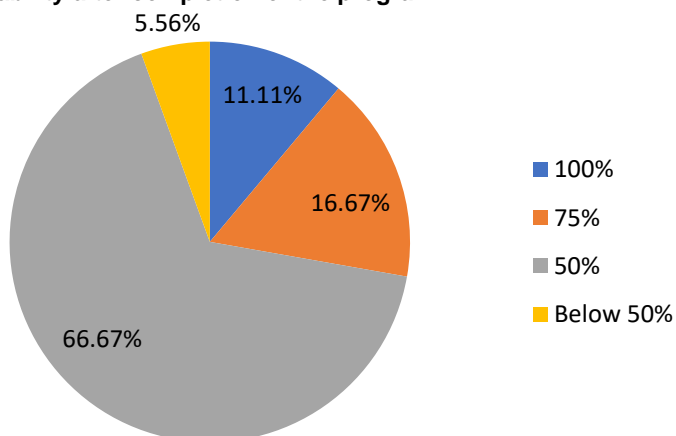
Q5 How far your syllabus was useful to crack the CSIR/ UGC NET/APSET/GATE/..?

	Frequency	Percent
100%	1	5.6
75%	4	22.2
50%	12	66.7
Below 50%	1	5.6
Total	18	100.0



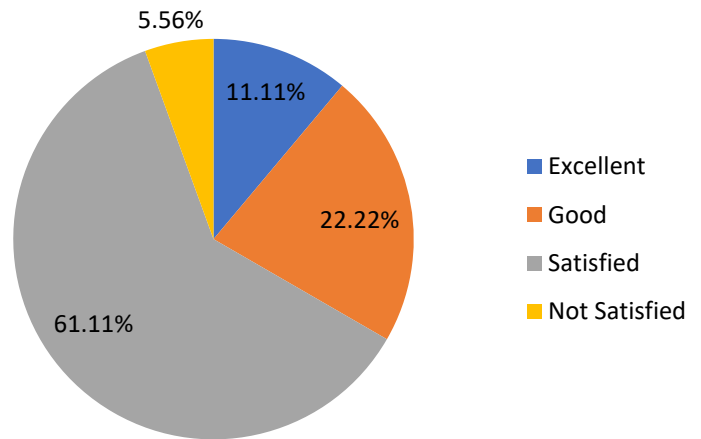
Q6 Rate the Curriculum – in terms of providing employability after completion of the program.

	Frequency	Percent
100%	2	11.1
75%	3	16.7
50%	12	66.7
Below 50%	1	5.6
Total	18	100.0



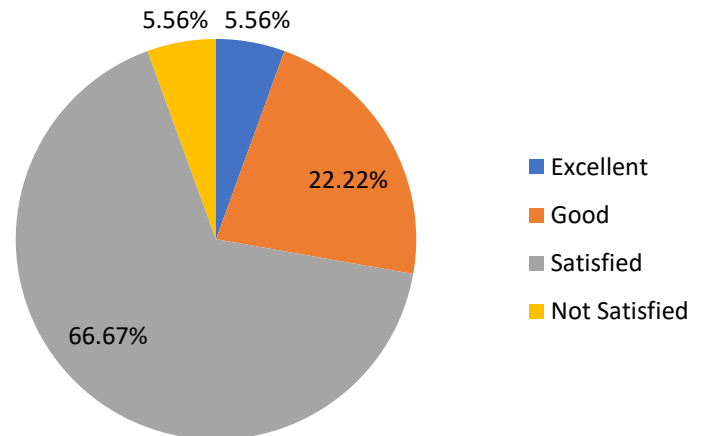
Q7 Rate the curriculum in improving your knowledge in the subject studied?

	Frequency	Percent
Excellent	2	11.1
Good	4	22.2
Satisfied	11	61.1
Not Satisfied	1	5.6
Total	18	100.0



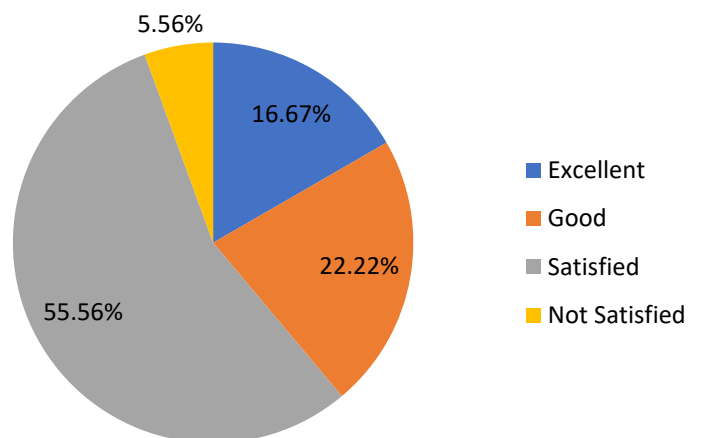
Q8 Rate the curriculum in terms of content evolving from basic level to Advanced Level in the ascending order of semesters.

	Frequency	Percent
Excellent	1	5.6
Good	4	22.2
Satisfied	12	66.7
Not Satisfied	1	5.6
Total	18	100.0



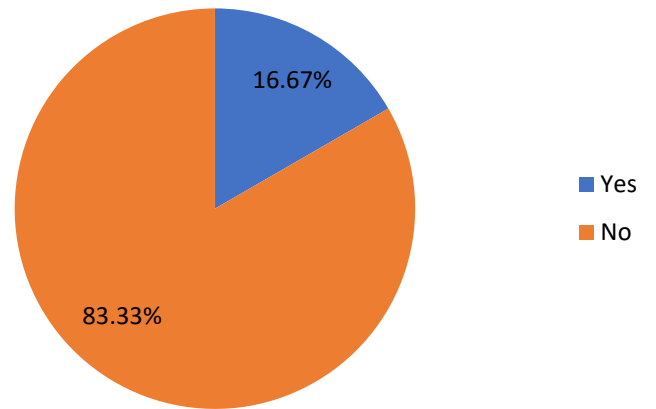
Q9 What is your over all opinion regarding the existing Curriculum?

	Frequency	Percent
Excellent	3	16.7
Good	4	22.2
Satisfied	10	55.6
Not Satisfied	1	5.6
Total	18	100.0



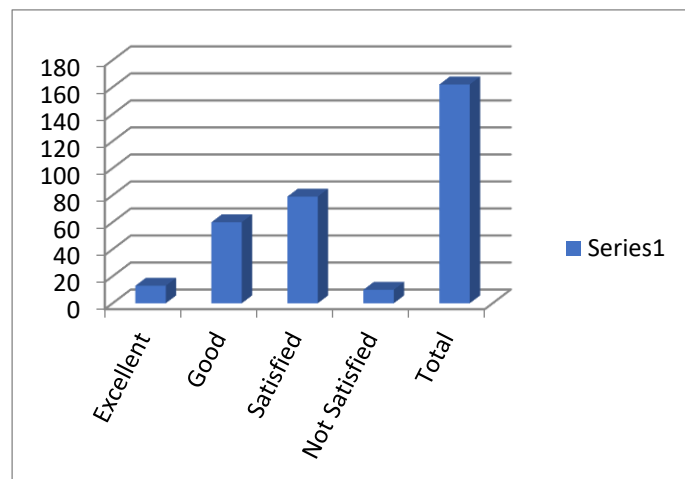
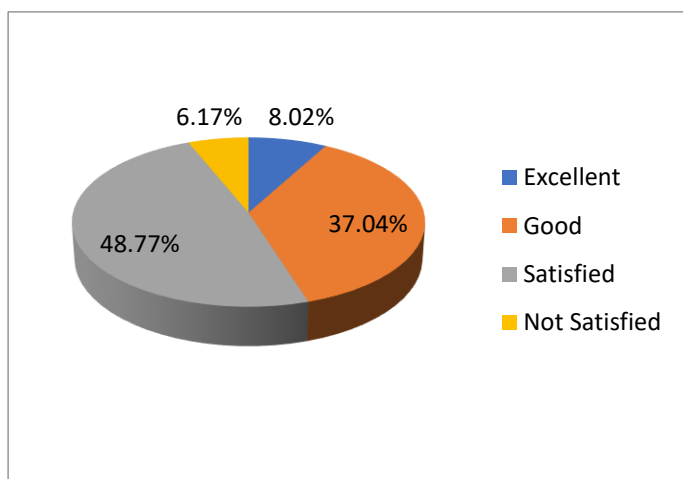
Q10 Do you think there is a need to modify your syllabus? (Yes/No) If yes, specify what portion needs to be modified with justification.

	Frequency	Percent
Yes	3	16.7
No	15	83.3
Total	18	100.0



Consolidated statement of analysis:

S. No	Question	No. of students opined				Total no. of participants
		Excellent/ (100%)	Good/ (75%)	Satisfied/ (50%)	Not Satisfied/ (Below 50%)	
1.	Rate the syllabus of the courses that you have studied in relation to the competencies expected.	1	8	7	2	18
2.	Rate the relevance of the units in the syllabus of each course.	1	11	5	1	18
3.	Rate how the curriculum supports the required Practical skills in the Laboratory	1	10	6	1	18
4.	Rate your curriculum in terms of providing the basic knowledge required for further Education.	1	12	4	1	18
5.	How far your syllabus was useful to crack the CSIR/ UGC NET/APSET/GATE/..?	1	4	12	1	18
6.	Rate the Curriculum – in terms of providing employability after completion of the program.	2	3	12	1	18
7.	Rate the curriculum in improving your knowledge in the subject studied?	2	4	11	1	18
8.	Rate the curriculum in terms of content evolving from basic level to Advanced Level in the ascending order of semesters.	1	4	12	1	18
9.	What is your over all opinion regarding the existing Curriculum?	3	4	10	1	18
TOTAL		13	60	79	10	162
10.	Do you think there is a need to modify your syllabus? (Yes/No) If yes, specify what portion needs to be modified with justification.	YES: 3		NO: 15		18

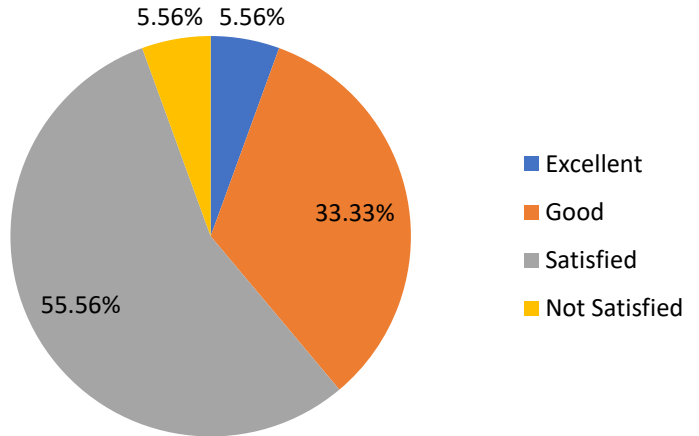


Program Name: Psychology

For the academic year 2016-17 feedback was received from 18 numbers of students for the program Psychology which are then analyzed and the analysis report is prepared and presented.

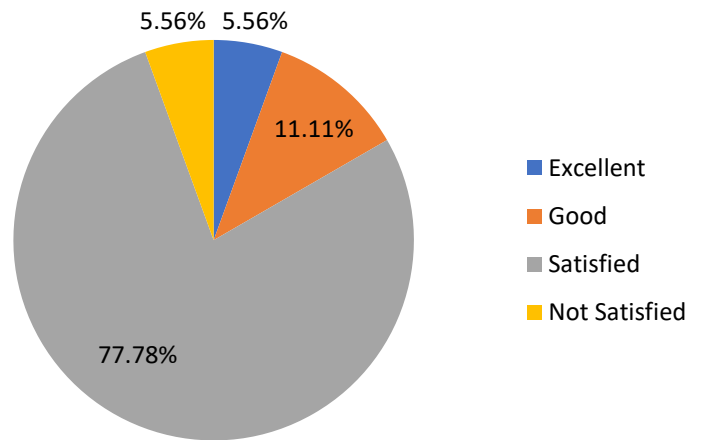
Q1 Rate the syllabus of the courses that you have studied in relation to the competencies expected.

	Frequency	Percent
Excellent	1	5.6
Good	6	33.3
Satisfied	10	55.6
Not Satisfied	1	5.6
Total	18	100.0



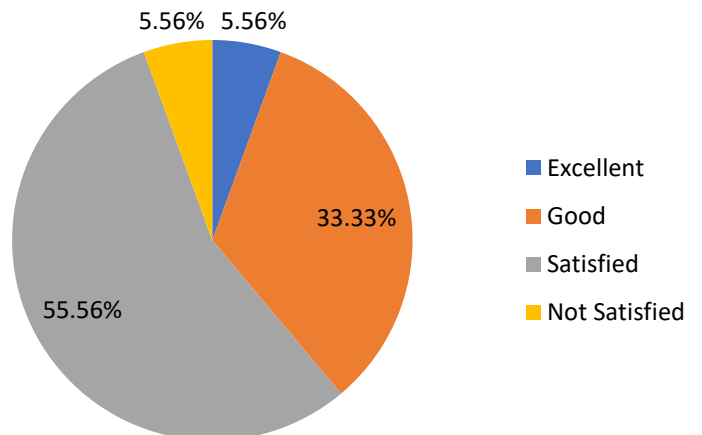
Q2 Rate the relevance of the units in the syllabus of each course

	Frequency	Percent
Excellent	1	5.6
Good	2	11.1
Satisfied	14	77.8
Not Satisfied	1	5.6
Total	18	100.0



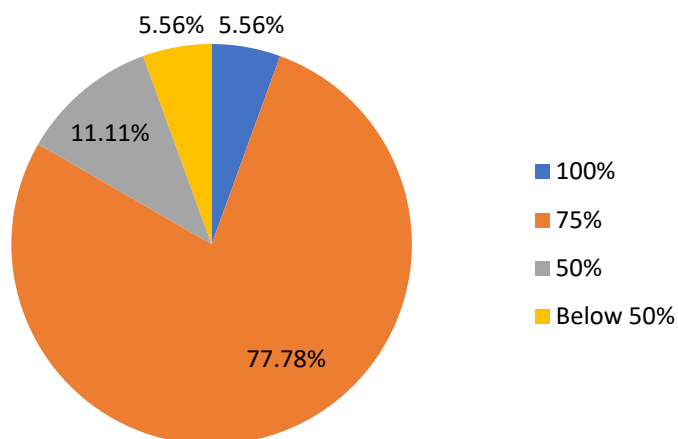
Q3 Rate how the curriculum supports the required Practical skills in the Laboratory

	Frequency	Percent
100%	1	5.6
75%	6	33.3
50%	10	55.6
Below 50%	1	5.6
Total	18	100.0



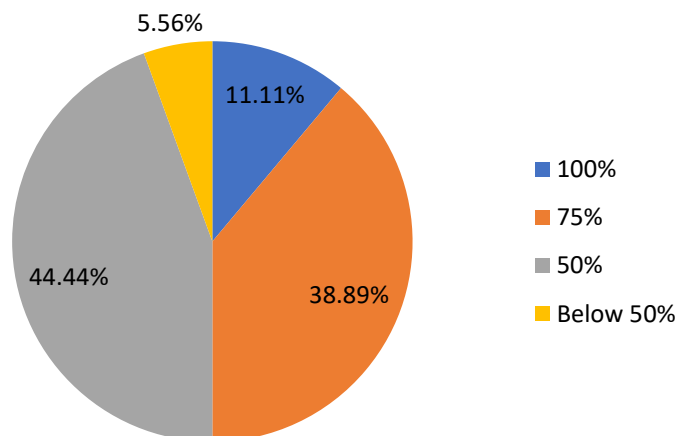
Q4 Rate your curriculum in terms of providing the basic knowledge required for further Education.

	Frequency	Percent
100%	1	5.6
75%	14	77.8
50%	2	11.1
Below 50%	1	5.6
Total	18	100.0



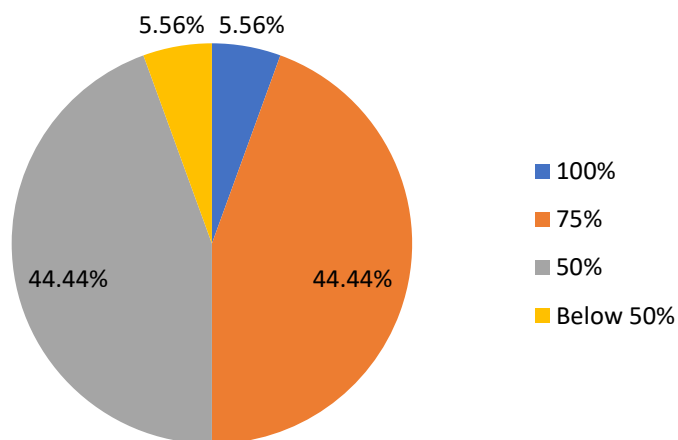
Q5 How far your syllabus was useful to crack the CSIR/ UGC NET/APSET/GATE/..?

	Frequency	Percent
100%	2	11.1
75%	7	38.9
50%	8	44.4
Below 50%	1	5.6
Total	18	100.0



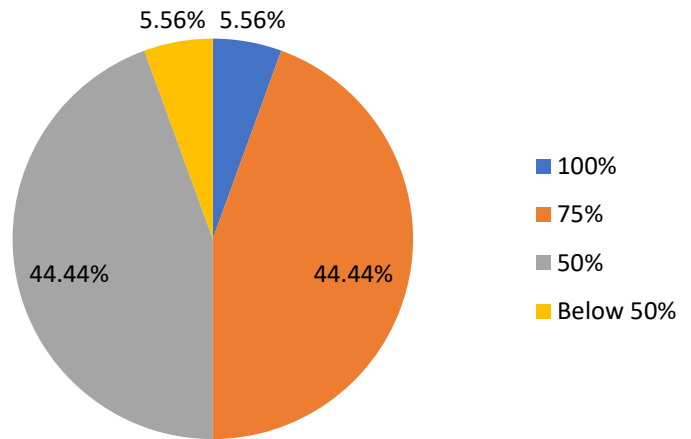
Q6 Rate the Curriculum – in terms of providing employability after completion of the program.

	Frequency	Percent
100%	1	5.6
75%	8	44.4
50%	8	44.4
Below 50%	1	5.6
Total	18	100.0



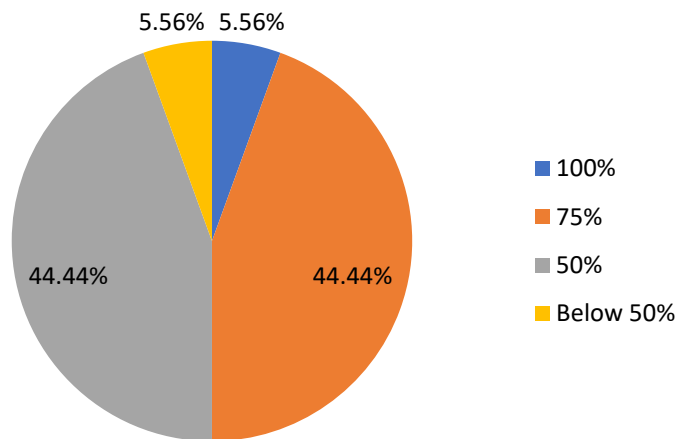
Q7 Rate the curriculum in improving your knowledge in the subject studied?

	Frequency	Percent
Excellent	1	5.6
Good	8	44.4
Satisfied	8	44.4
Not Satisfied	1	5.6
Total	18	100.0



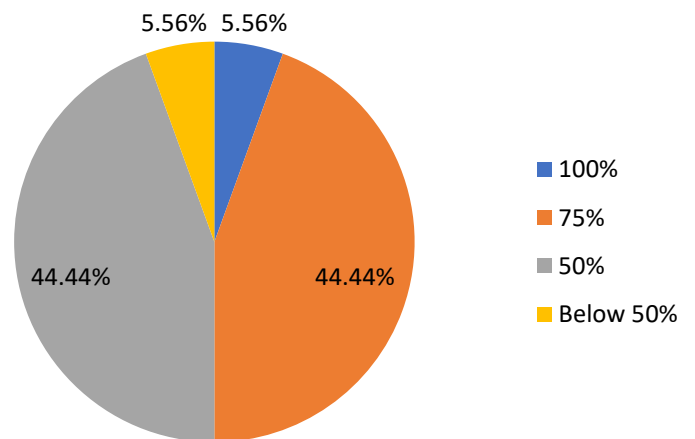
Q8 Rate the curriculum in terms of content evolving from basic level to Advanced Level in the ascending order of semesters.

	Frequency	Percent
Excellent	1	5.6
Good	8	44.4
Satisfied	8	44.4
Not Satisfied	1	5.6
Total	18	100.0



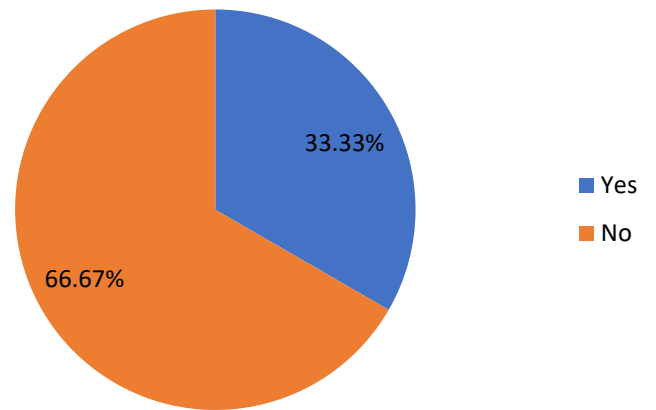
Q9 What is your over all opinion regarding the existing Curriculum?

	Frequency	Percent
Excellent	1	5.6
Good	8	44.4
Satisfied	8	44.4
Not Satisfied	1	5.6
Total	18	100.0



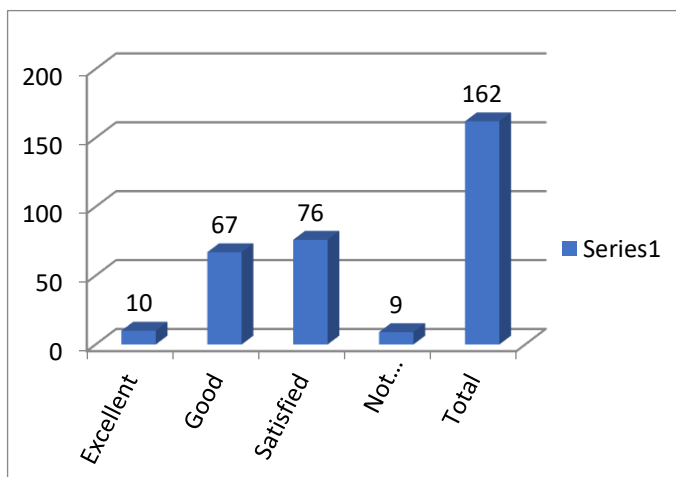
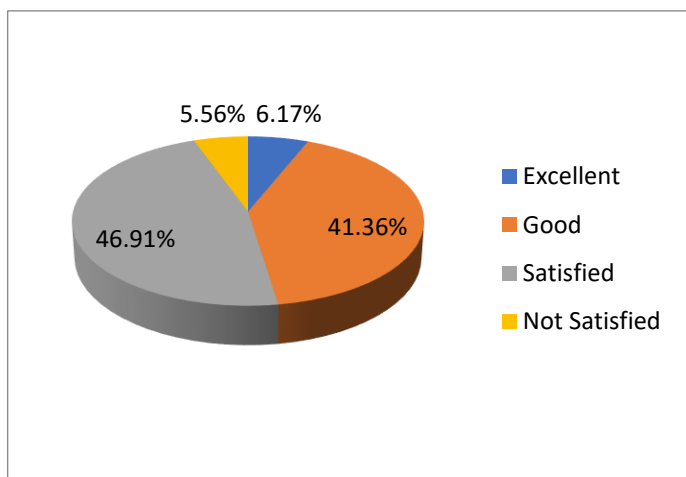
Q10 Do you think there is a need to modify your syllabus? (Yes/No) If yes, specify what portion needs to be modified with justification.

	Frequency	Percent
Yes	6	33.3
No	12	66.7
Total	18	100.0



Consolidated statement of analysis:

S. No	Question	No. of students opined				Total no. of participants
		Excellent/ (100%)	Good/ (75%)	Satisfied/ (50%)	Not Satisfied/ (Below 50%)	
1.	Rate the syllabus of the courses that you have studied in relation to the competencies expected.	1	6	10	1	18
2.	Rate the relevance of the units in the syllabus of each course.	1	2	14	1	18
3.	Rate how the curriculum supports the required Practical skills in the Laboratory	1	6	10	1	18
4.	Rate your curriculum in terms of providing the basic knowledge required for further Education.	1	14	2	1	18
5.	How far your syllabus was useful to crack the CSIR/ UGC NET/APSET/GATE/..?	2	7	8	1	18
6.	Rate the Curriculum – in terms of providing employability after completion of the program.	1	8	8	1	18
7.	Rate the curriculum in improving your knowledge in the subject studied?	1	8	8	1	18
8.	Rate the curriculum in terms of content evolving from basic level to Advanced Level in the ascending order of semesters.	1	8	8	1	18
9.	What is your over all opinion regarding the existing Curriculum?	1	8	8	1	18
TOTAL		10	67	76	9	162
10.	Do you think there is a need to modify your syllabus? (Yes/No) If yes, specify what portion needs to be modified with justification.	YES: 6		NO: 12		18

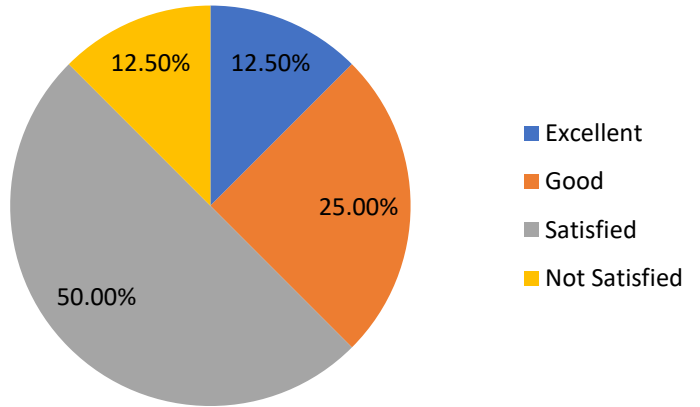


Program Name: Social Work

For the academic year 2016-17 feedback was received from 24 numbers of students for the program Social Work which are then analyzed and the analysis report is prepared and presented.

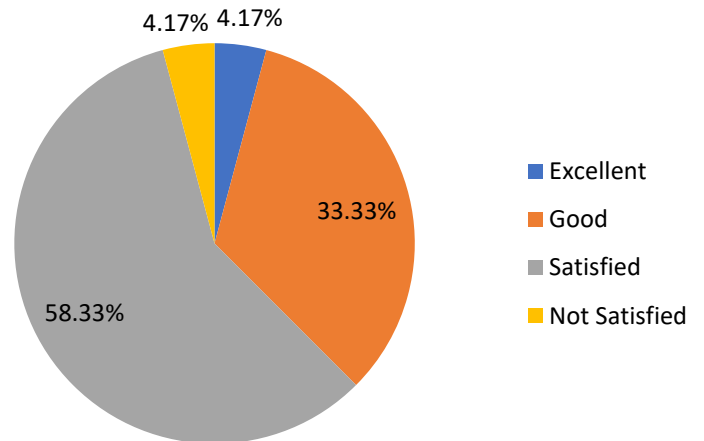
Q1 Rate the syllabus of the courses that you have studied in relation to the competencies expected.

	Frequency	Percent
Excellent	3	12.5
Good	6	25.0
Satisfied	12	50.0
Not Satisfied	3	12.5
Total	24	100.0



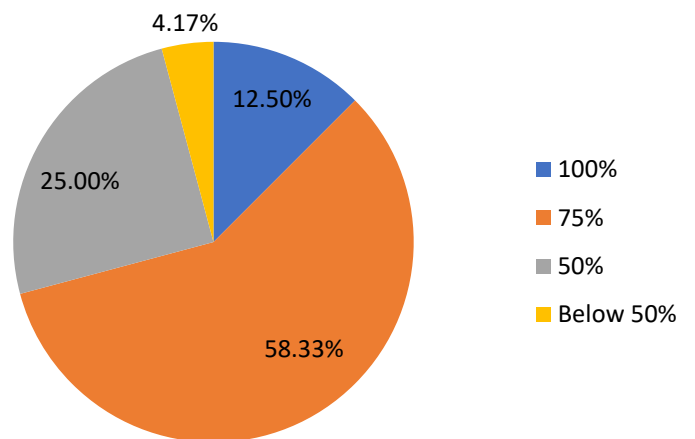
Q2 Rate the relevance of the units in the syllabus of each course

	Frequency	Percent
Excellent	1	4.2
Good	8	33.3
Satisfied	14	58.3
Not Satisfied	1	4.2
Total	24	100.0



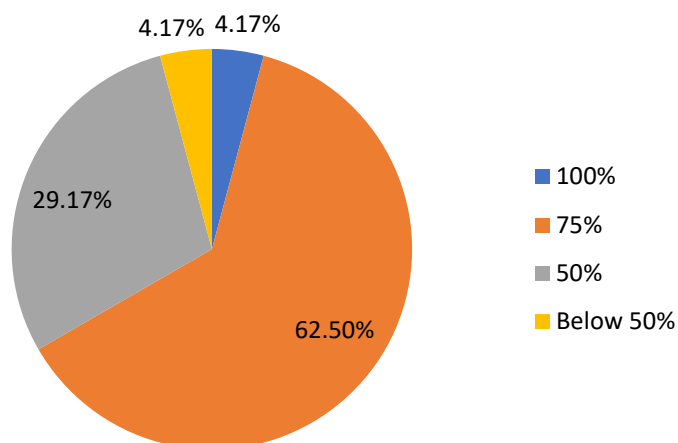
Q3 Rate how the curriculum supports the required Practical skills in the Laboratory

	Frequency	Percent
100%	3	12.5
75%	14	58.3
50%	6	25.0
Below 50%	1	4.2
Total	24	100.0



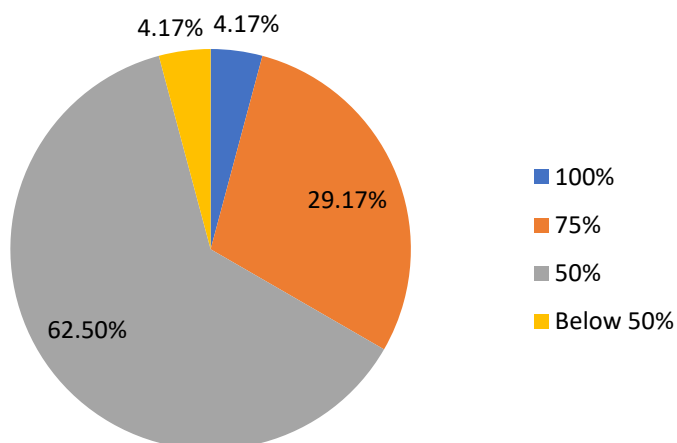
Q4 Rate your curriculum in terms of providing the basic knowledge required for further Education.

	Frequency	Percent
100%	1	4.2
75%	15	62.5
50%	7	29.2
Below 50%	1	4.2
Total	24	100.0



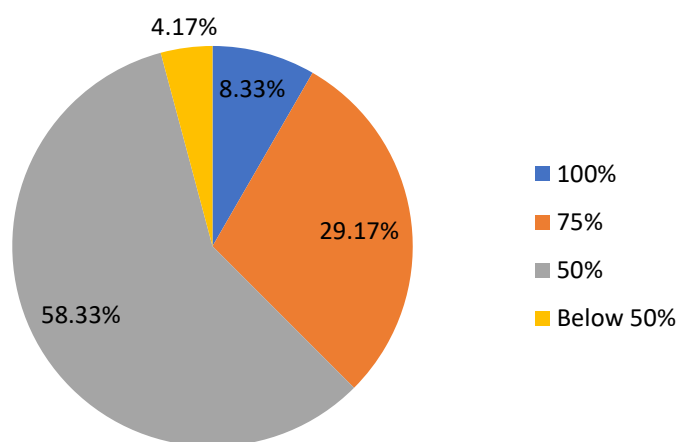
Q5 How far your syllabus was useful to crack the CSIR/ UGC NET/APSET/GATE/..?

	Frequency	Percent
100%	1	4.2
75%	7	29.2
50%	15	62.5
Below 50%	1	4.2
Total	24	100.0



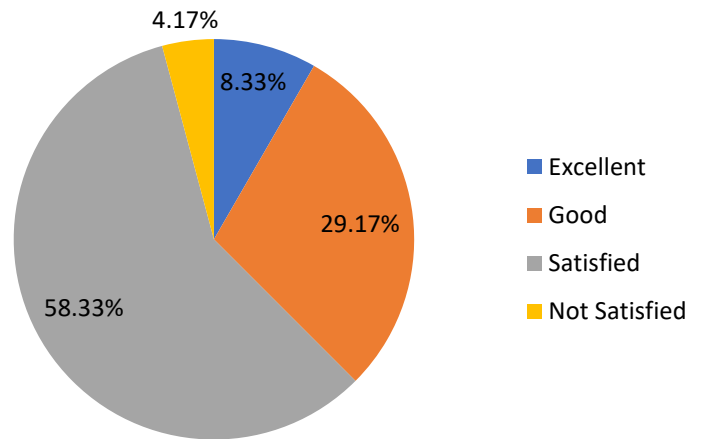
Q6 Rate the Curriculum – in terms of providing employability after completion of the program.

	Frequency	Percent
100%	2	8.3
75%	7	29.2
50%	14	58.3
Below 50%	1	4.2
Total	24	100.0



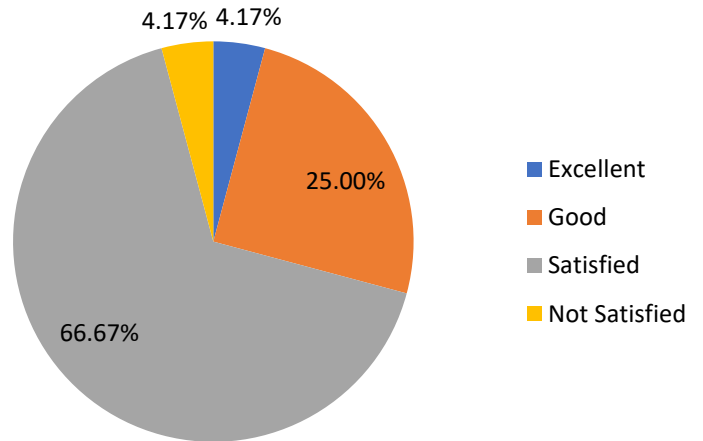
Q7 Rate the curriculum in improving your knowledge in the subject studied?

	Frequency	Percent
Excellent	2	8.3
Good	7	29.2
Satisfied	14	58.3
Not Satisfied	1	4.2
Total	24	100.0



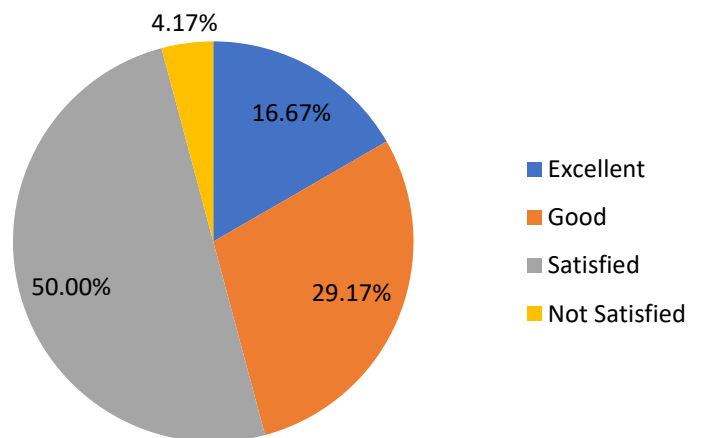
Q8 Rate the curriculum in terms of content evolving from basic level to Advanced Level in the ascending order of semesters.

	Frequency	Percent
Excellent	1	4.2
Good	6	25.0
Satisfied	16	66.7
Not Satisfied	1	4.2
Total	24	100.0



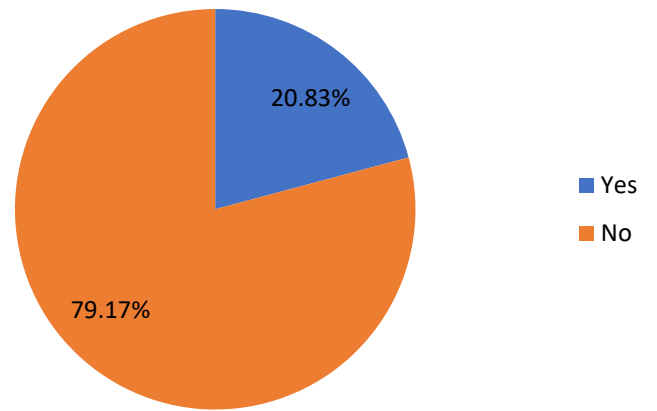
Q9 What is your over all opinion regarding the existing Curriculum?

	Frequency	Percent
Excellent	4	16.7
Good	7	29.2
Satisfied	12	50.0
Not Satisfied	1	4.2
Total	24	100.0



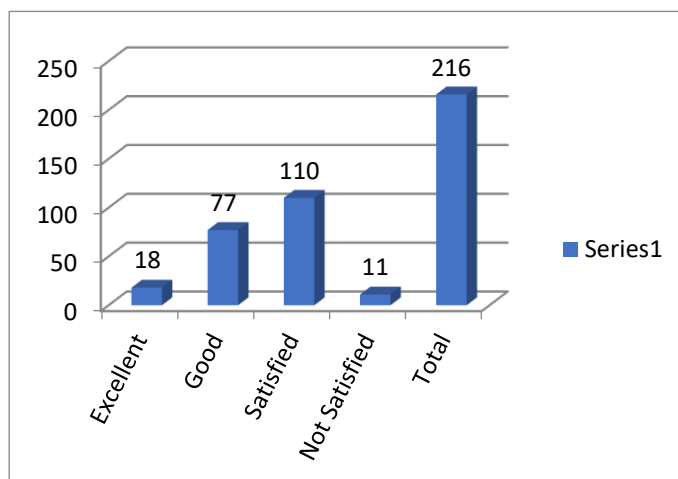
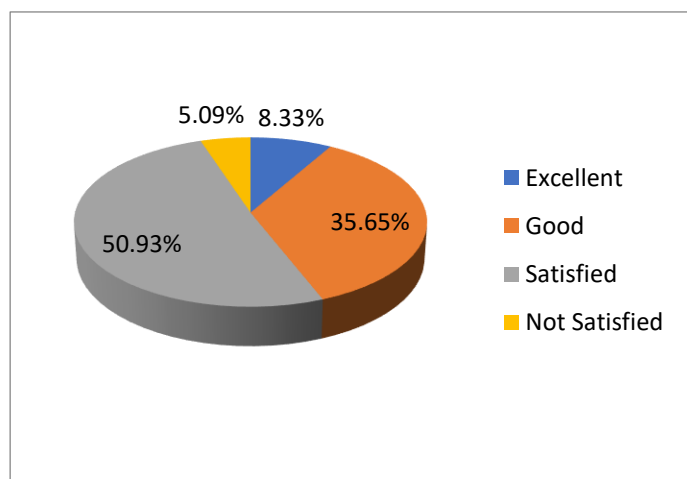
Q10 Do you think there is a need to modify your syllabus? (Yes/No) If yes, specify what portion needs to be modified with justification.

	Frequency	Percent
Yes	5	20.8
No	19	79.2
Total	24	100.0



Consolidated statement of analysis:

S. No	Question	No. of students opined				Total no. of participants
		Excellent/ (100%)	Good/ (75%)	Satisfied/ (50%)	Not Satisfied/ (Below 50%)	
1.	Rate the syllabus of the courses that you have studied in relation to the competencies expected.	3	6	12	3	24
2.	Rate the relevance of the units in the syllabus of each course.	1	8	14	1	24
3.	Rate how the curriculum supports the required Practical skills in the Laboratory	3	14	6	1	24
4.	Rate your curriculum in terms of providing the basic knowledge required for further Education.	1	15	7	1	24
5.	How far your syllabus was useful to crack the CSIR/ UGC NET/APSET/GATE/..?	1	7	15	1	24
6.	Rate the Curriculum – in terms of providing employability after completion of the program.	2	7	14	1	24
7.	Rate the curriculum in improving your knowledge in the subject studied?	2	7	14	1	24
8.	Rate the curriculum in terms of content evolving from basic level to Advanced Level in the ascending order of semesters.	1	6	16	1	24
9.	What is your over all opinion regarding the existing Curriculum?	4	7	12	1	24
TOTAL		18	77	110	11	216
10.	Do you think there is a need to modify your syllabus? (Yes/No) If yes, specify what portion needs to be modified with justification.	YES: 5		NO: 19		24

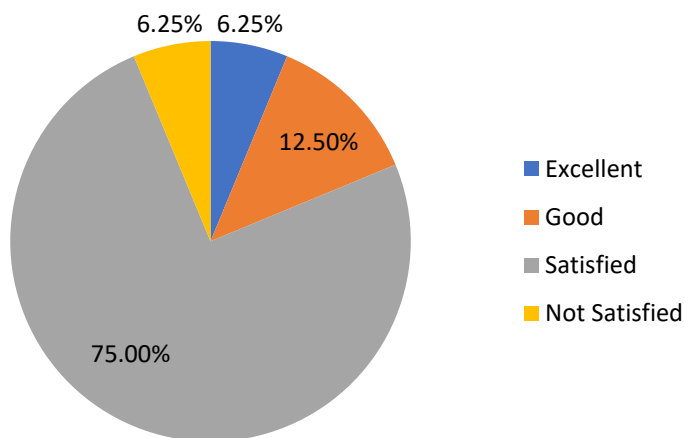


Program Name: Telugu

For the academic year 2016-17 feedback was received from 16 numbers of students for the program Telugu which are then analyzed and the analysis report is prepared and presented.

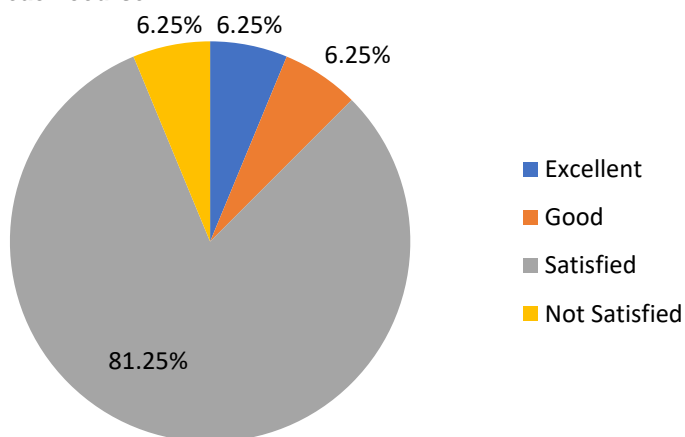
Q1 Rate the syllabus of the courses that you have studied in relation to the competencies expected.

	Frequency	Percent
Excellent	1	6.3
Good	2	12.5
Satisfied	12	75.0
Not Satisfied	1	6.3
Total	16	100.0



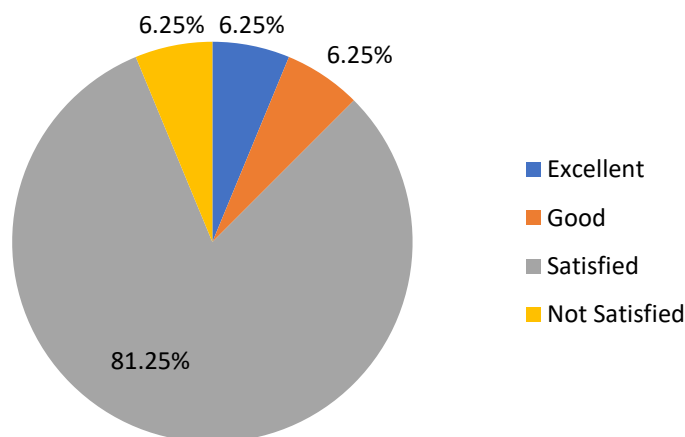
Q2 Rate the relevance of the units in the syllabus of each course

	Frequency	Percent
Excellent	1	6.3
Good	1	6.3
Satisfied	13	81.3
Not Satisfied	1	6.3
Total	16	100.0



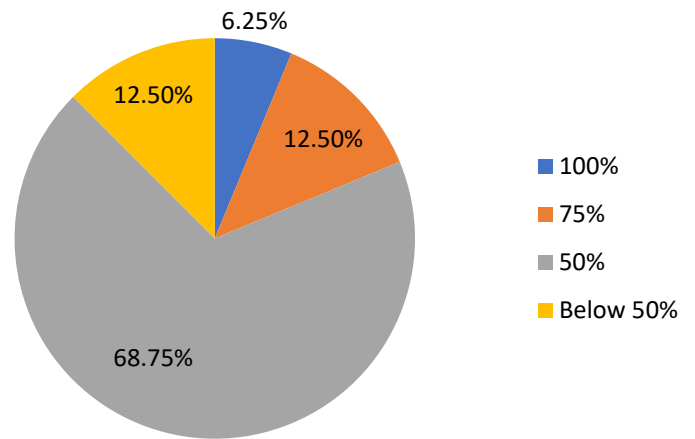
Q3 Rate how the curriculum supports the required Practical skills in the Laboratory

	Frequency	Percent
100%	1	6.3
75%	1	6.3
50%	13	81.3
Below 50%	1	6.3
Total	16	100.0



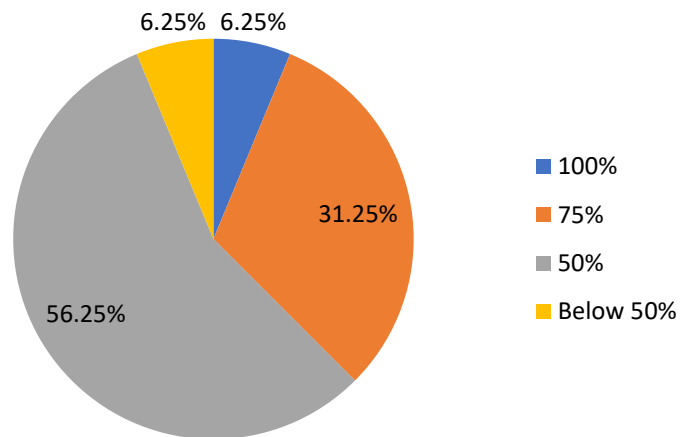
Q4 Rate your curriculum in terms of providing the basic knowledge required for further Education.

	Frequency	Percent
100%	1	6.3
75%	2	12.5
50%	11	68.8
Below 50%	2	12.5
Total	16	100.0



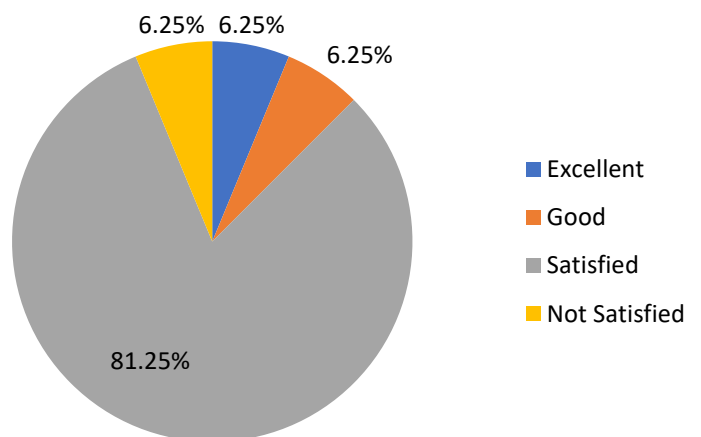
Q5 How far your syllabus was useful to crack the CSIR/ UGC NET/APSET/GATE/..?

	Frequency	Percent
100%	1	6.3
75%	5	31.3
50%	9	56.3
Below 50%	1	6.3
Total	16	100.0



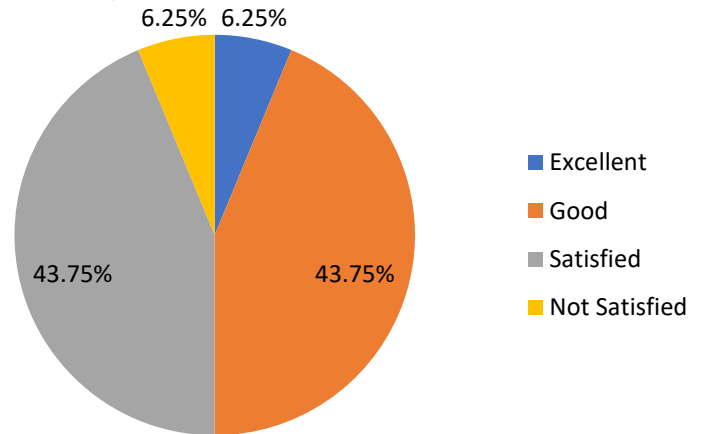
Q6 Rate the Curriculum – in terms of providing employability after completion of the program.

	Frequency	Percent
100%	1	6.3
75%	1	6.3
50%	13	81.3
Below 50%	1	6.3
Total	16	100.0



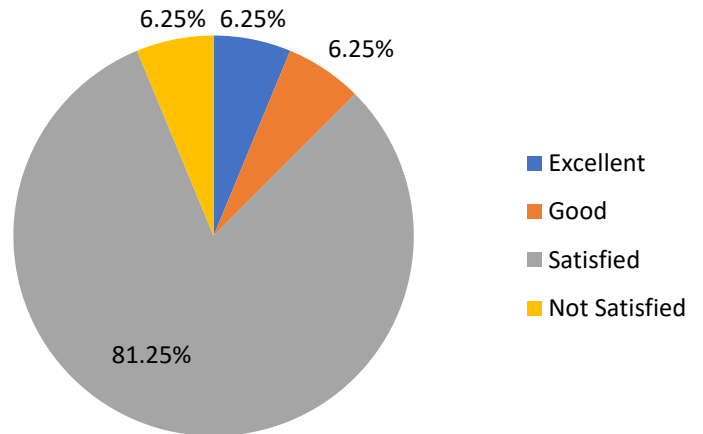
Q7 Rate the curriculum in improving your knowledge in the subject studied?

	Frequency	Percent
Excellent	1	6.3
Good	7	43.8
Satisfied	7	43.8
Not Satisfied	1	6.3
Total	16	100.0



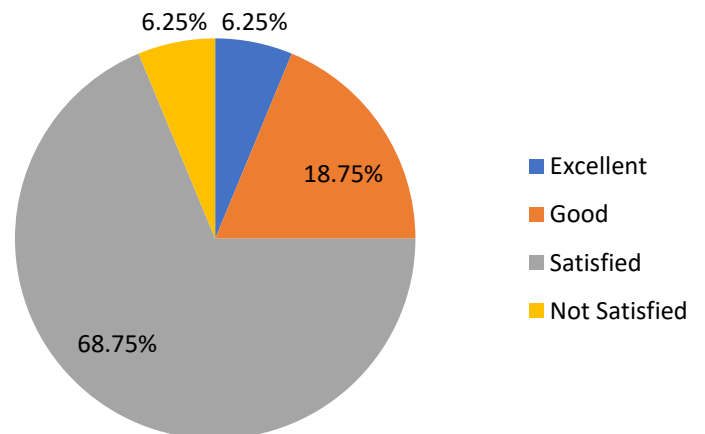
Q8 Rate the curriculum in terms of content evolving from basic level to Advanced Level in the ascending order of semesters.

	Frequency	Percent
Excellent	1	6.3
Good	1	6.3
Satisfied	13	81.3
Not Satisfied	1	6.3
Total	16	100.0



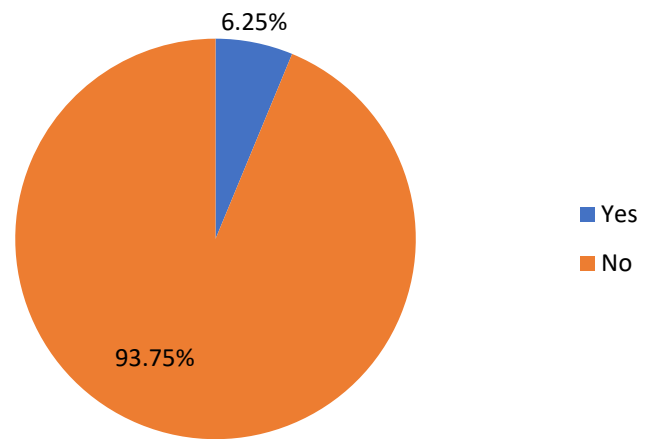
Q9 What is your over all opinion regarding the existing Curriculum?

	Frequency	Percent
Excellent	1	6.3
Good	3	18.8
Satisfied	11	68.8
Not Satisfied	1	6.3
Total	16	100.0



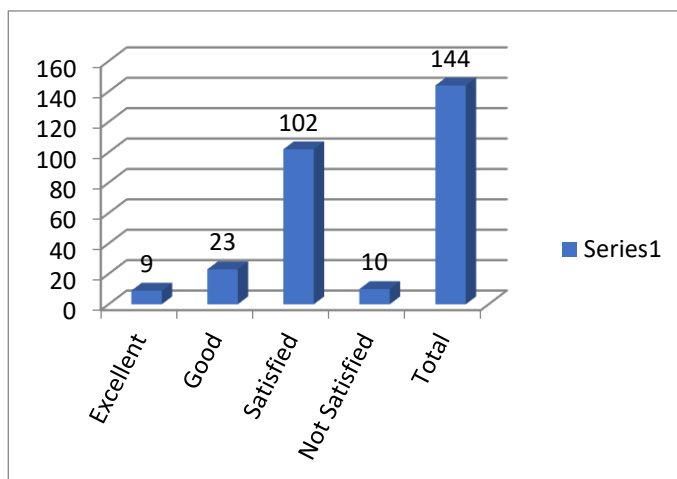
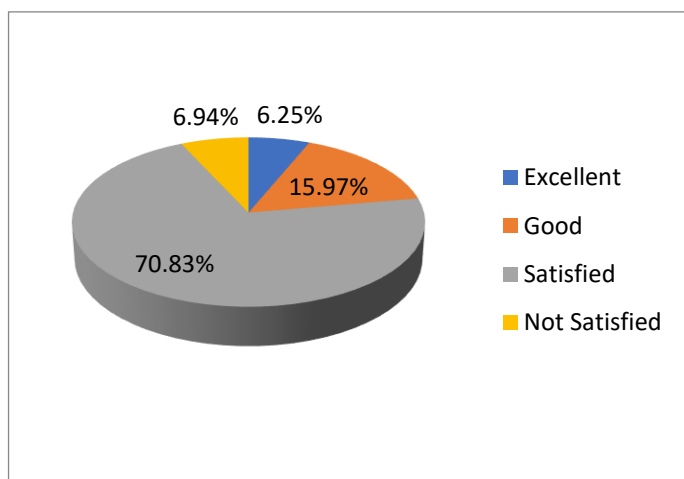
Q10 Do you think there is a need to modify your syllabus? (Yes/No) If yes, specify what portion needs to be modified with justification.

	Frequency	Percent
Yes	1	6.3
No	15	93.8
Total	16	100.0



Consolidated statement of analysis:

S. No	Question	No. of students opined				Total no. of participants
		Excellent/ (100%)	Good/ (75%)	Satisfied/ (50%)	Not Satisfied/ (Below 50%)	
1.	Rate the syllabus of the courses that you have studied in relation to the competencies expected.	1	2	12	1	16
2.	Rate the relevance of the units in the syllabus of each course.	1	1	13	1	16
3.	Rate how the curriculum supports the required Practical skills in the Laboratory	1	1	13	1	16
4.	Rate your curriculum in terms of providing the basic knowledge required for further Education.	1	2	11	2	16
5.	How far your syllabus was useful to crack the CSIR/ UGC NET/APSET/GATE/..?	1	5	9	1	16
6.	Rate the Curriculum – in terms of providing employability after completion of the program.	1	1	13	1	16
7.	Rate the curriculum in improving your knowledge in the subject studied?	1	7	7	1	16
8.	Rate the curriculum in terms of content evolving from basic level to Advanced Level in the ascending order of semesters.	1	1	13	1	16
9.	What is your over all opinion regarding the existing Curriculum?	1	3	11	1	16
TOTAL		9	23	102	10	144
10.	Do you think there is a need to modify your syllabus? (Yes/No) If yes, specify what portion needs to be modified with justification.	YES: 0		NO: 16		16

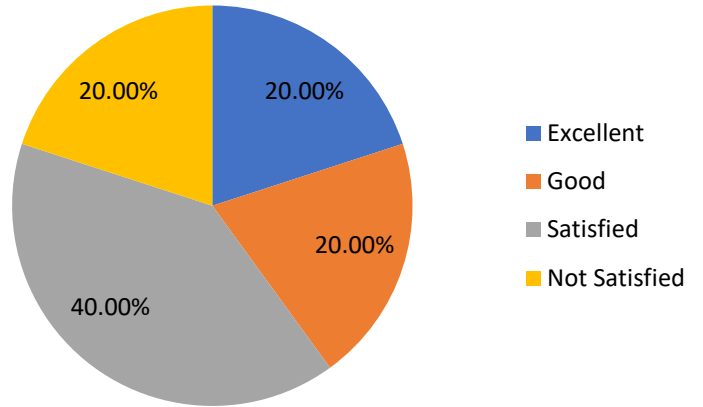


Program Name: M.TECH CST

For the academic year 2016-17 feedback was received from 5 numbers of students for the program M.TECH CST which are then analyzed and the analysis report is prepared and presented.

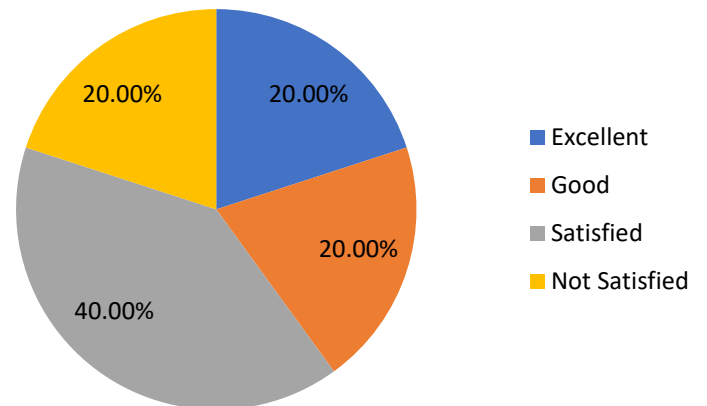
Q1 Rate the syllabus of the courses that you have studied in relation to the competencies expected.

	Frequency	Percent
Excellent	1	20.0
Good	1	20.0
Satisfied	2	40.0
Not Satisfied	1	20.0
Total	5	100.0



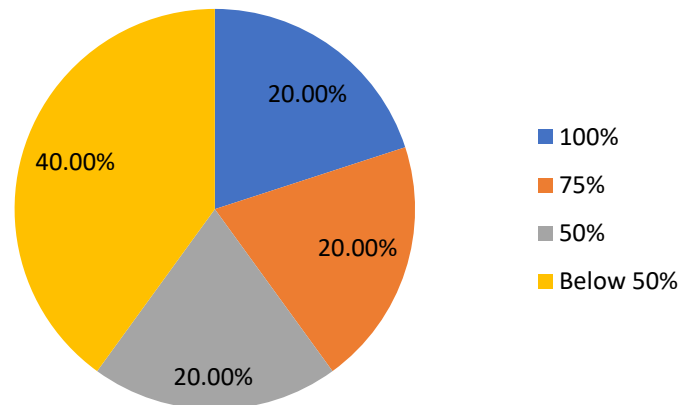
Q2 Rate the relevance of the units in the syllabus of each course

	Frequency	Percent
Excellent	1	20.0
Good	1	20.0
Satisfied	2	40.0
Not Satisfied	1	20.0
Total	5	100.0



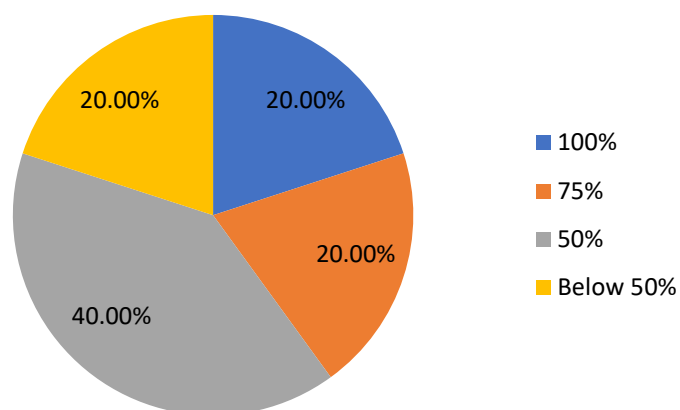
Q3 Rate how the curriculum supports the required Practical skills in the Laboratory

	Frequency	Percent
100%	1	20.0
75%	1	20.0
50%	1	20.0
Below 50%	2	40.0
Total	5	100.0



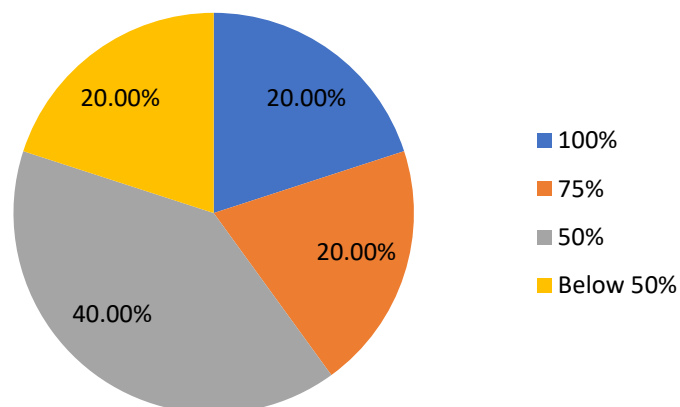
Q4 Rate your curriculum in terms of providing the basic knowledge required for further Education.

	Frequency	Percent
100%	1	20.0
75%	1	20.0
50%	2	40.0
Below 50%	1	20.0
Total	5	100.0



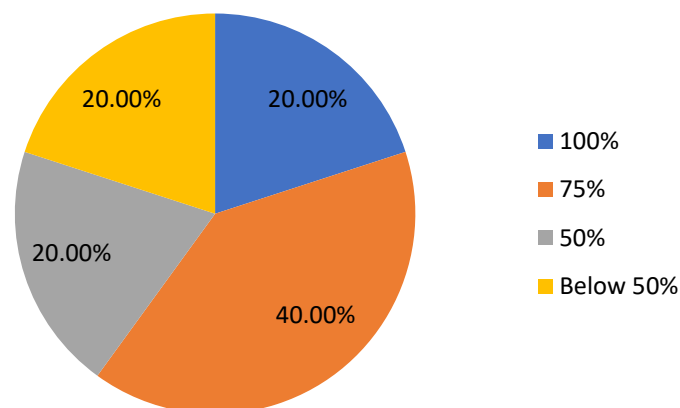
Q5 How far your syllabus was useful to crack the CSIR/ UGC NET/APSET/GATE/..?

	Frequency	Percent
100%	1	20.0
75%	1	20.0
50%	2	40.0
Below 50%	1	20.0
Total	5	100.0



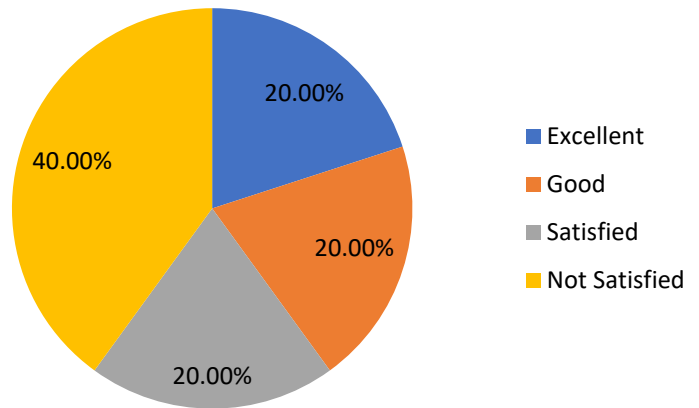
Q6 Rate the Curriculum – in terms of providing employability after completion of the program.

	Frequency	Percent
100%	1	20.0
75%	2	40.0
50%	1	20.0
Below 50%	1	20.0
Total	5	100.0



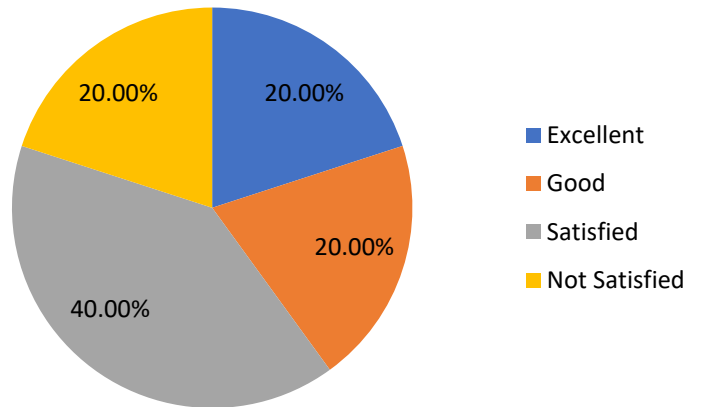
Q7 Rate the curriculum in improving your knowledge in the subject studied?

	Frequency	Percent
Excellent	1	20.0
Good	1	20.0
Satisfied	1	20.0
Not Satisfied	2	40.0
Total	5	100.0



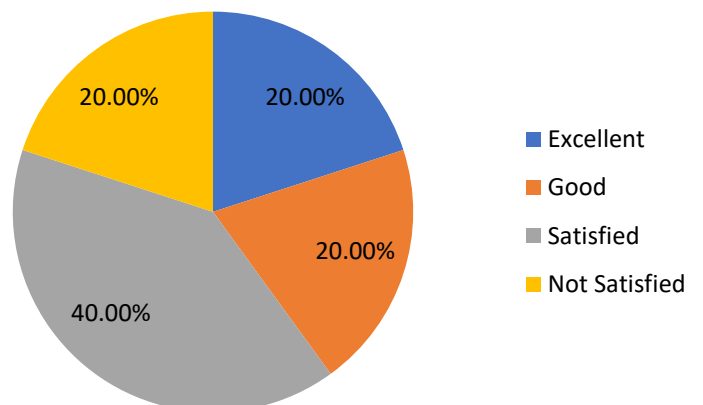
Q8 Rate the curriculum in terms of content evolving from basic level to Advanced Level in the ascending order of semesters.

	Frequency	Percent
Excellent	1	20.0
Good	1	20.0
Satisfied	2	40.0
Not Satisfied	1	20.0
Total	5	100.0



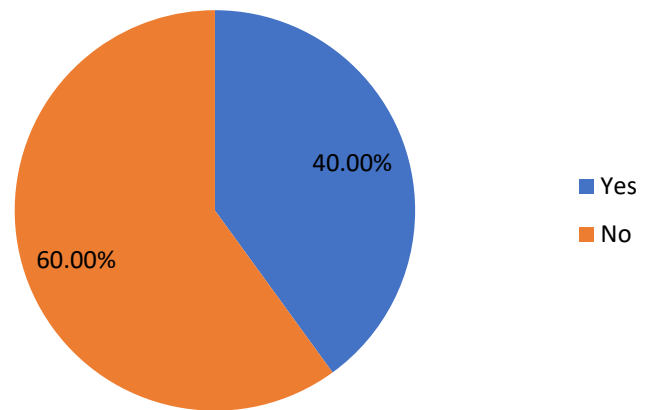
Q9 What is your over all opinion regarding the existing Curriculum?

	Frequency	Percent
Excellent	1	20.0
Good	1	20.0
Satisfied	2	40.0
Not Satisfied	1	20.0
Total	5	100.0



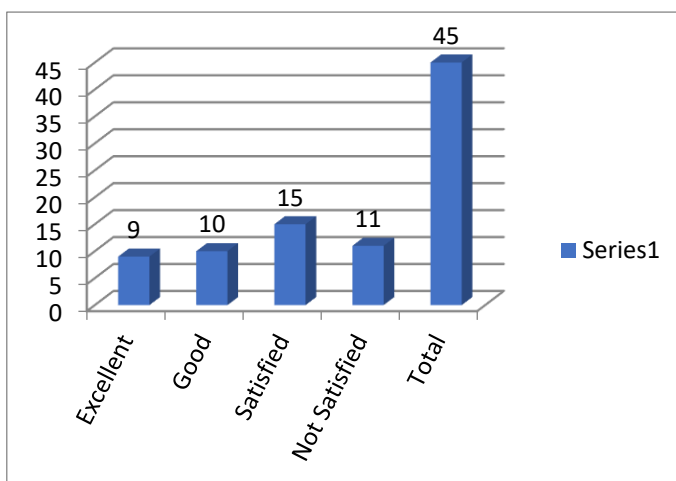
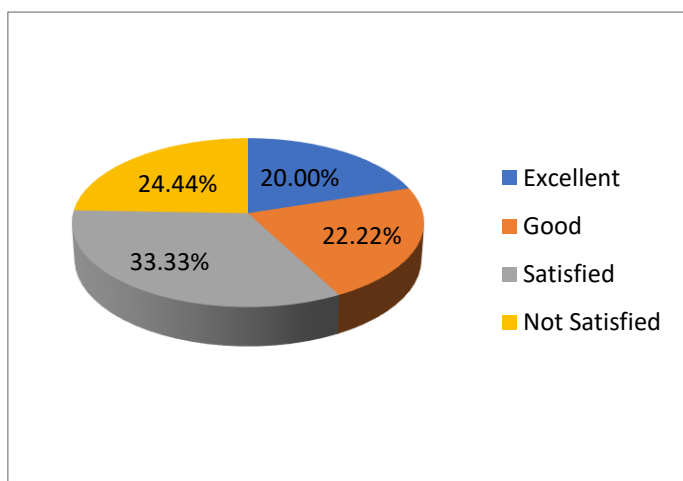
Q10 Do you think there is a need to modify your syllabus? (Yes/No) If yes, specify what portion needs to be modified with justification.

	Frequency	Percent
Yes	2	40.0
No	3	60.0
Total	5	100.0



Consolidated statement of analysis:

S. No	Question	No. of students opined				Total no. of Responses
		Excellent/ (100%)	Good/ (75%)	Satisfied/ (50%)	Not Satisfied/ (Below 50%)	
1.	Rate the syllabus of the courses that you have studied in relation to the competencies expected.	1	1	2	1	5
2.	Rate the relevance of the units in the syllabus of each course.	1	1	2	1	5
3.	Rate how the curriculum supports the required Practical skills in the Laboratory	1	1	1	2	5
4.	Rate your curriculum in terms of providing the basic knowledge required for further Education.	1	1	1	2	5
5.	How far your syllabus was useful to crack the CSIR/ UGC NET/APSET/GATE/..?	1	1	2	1	5
6.	Rate the Curriculum – in terms of providing employability after completion of the program.	1	1	2	1	5
7.	Rate the curriculum in improving your knowledge in the subject studied?	1	2	1	1	5
8.	Rate the curriculum in terms of content evolving from basic level to Advanced Level in the ascending order of semesters.	1	1	2	1	5
9.	What is your over all opinion regarding the existing Curriculum?	1	1	2	1	5
TOTAL		9	10	15	11	45
10.	Do you think there is a need to modify your syllabus? (Yes/No) If yes, specify what portion needs to be modified with justification.	YES: 2		NO: 3		5

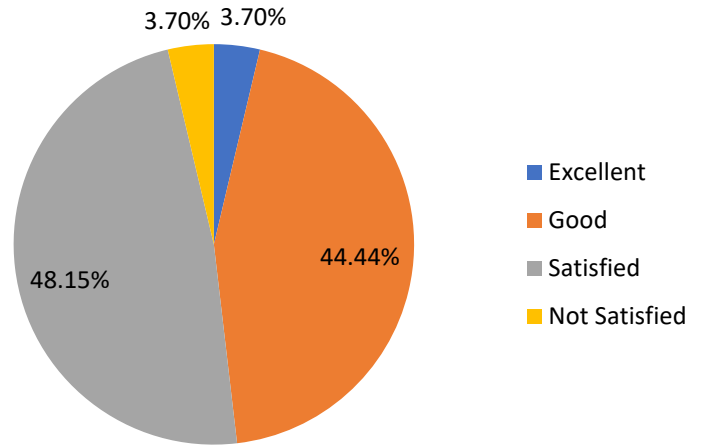


Program Name: MCA

For the academic year 2016-17 feedback was received from 25 numbers of students for the program MCA which are then analyzed and the analysis report is prepared and presented.

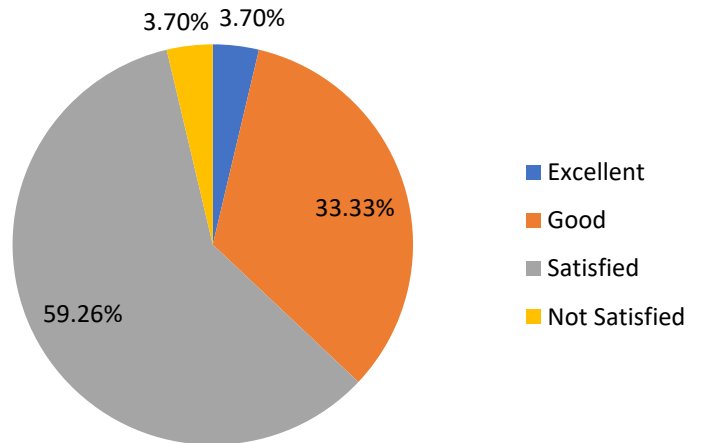
Q1 Rate the syllabus of the courses that you have studied in relation to the competencies expected.

	Frequency	Percent
Excellent	1	3.7
Good	12	44.4
Satisfied	13	48.1
Not Satisfied	1	3.7
Total	27	100.0



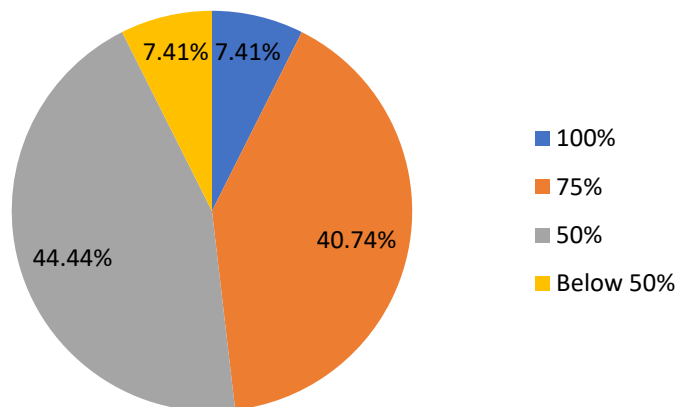
Q2 Rate the relevance of the units in the syllabus of each course

	Frequency	Percent
Excellent	1	3.7
Good	9	33.3
Satisfied	16	59.3
Not Satisfied	1	3.7
Total	27	100.0



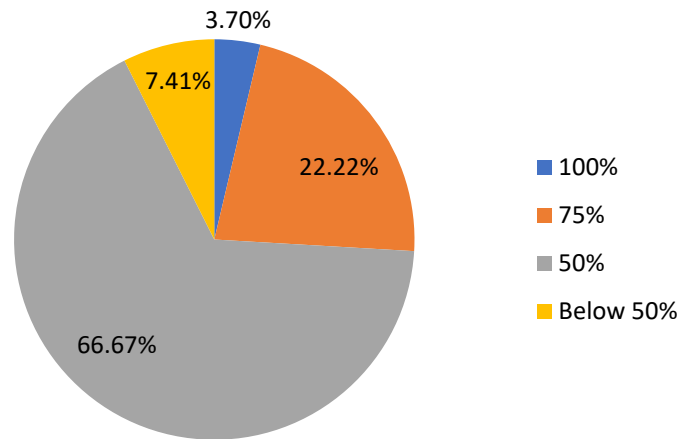
Q3 Rate how the curriculum supports the required Practical skills in the Laboratory

	Frequency	Percent
100%	2	7.4
75%	11	40.7
50%	12	44.4
Below 50%	2	7.4
Total	27	100.0



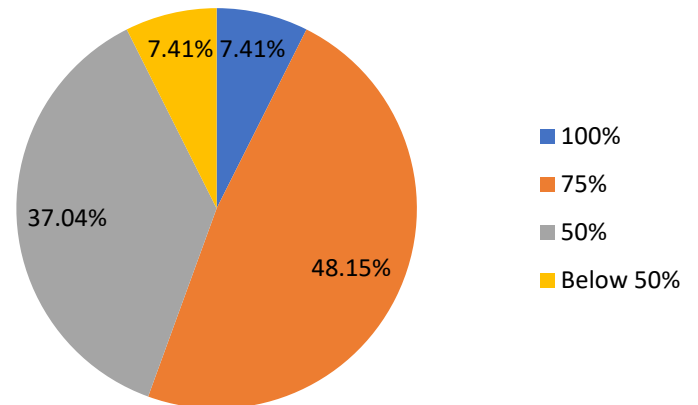
Q4 Rate your curriculum in terms of providing the basic knowledge required for further Education.

	Frequency	Percent
100%	1	3.7
75%	6	22.2
50%	18	66.7
Below 50%	2	7.4
Total	27	100.0



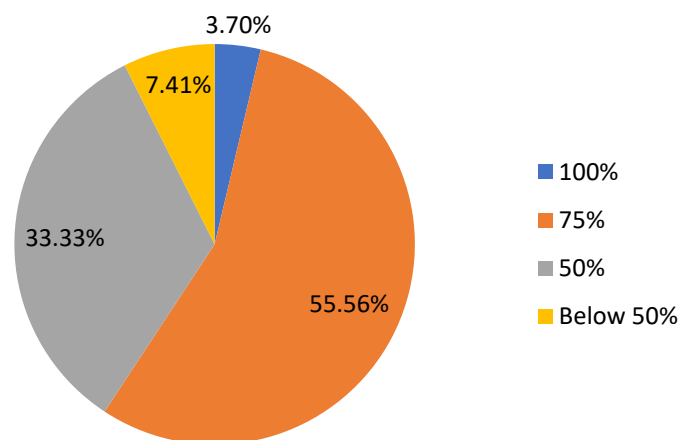
Q5 How far your syllabus was useful to crack the CSIR/ UGC NET/APSET/GATE/..?

	Frequency	Percent
100%	2	7.4
75%	13	48.1
50%	10	37.0
Below 50%	2	7.4
Total	27	100.0



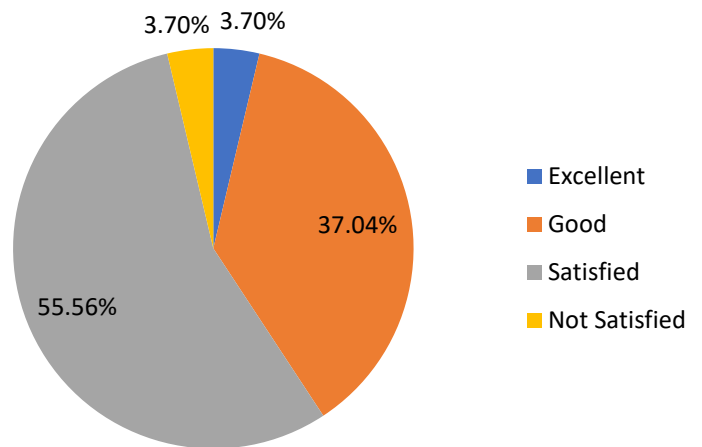
Q6 Rate the Curriculum – in terms of providing employability after completion of the program.

	Frequency	Percent
100%	1	3.7
75%	15	55.6
50%	9	33.3
Below 50%	2	7.4
Total	27	100.0



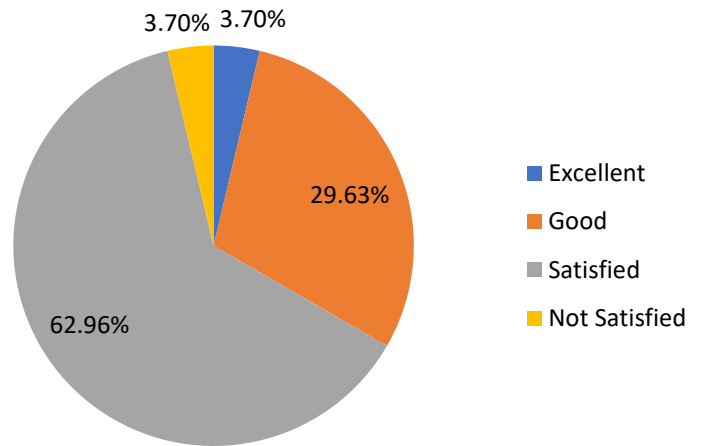
Q7 Rate the curriculum in improving your knowledge in the subject studied?

	Frequency	Percent
Excellent	1	3.7
Good	10	37.0
Satisfied	15	55.6
Not Satisfied	1	3.7
Total	27	100.0



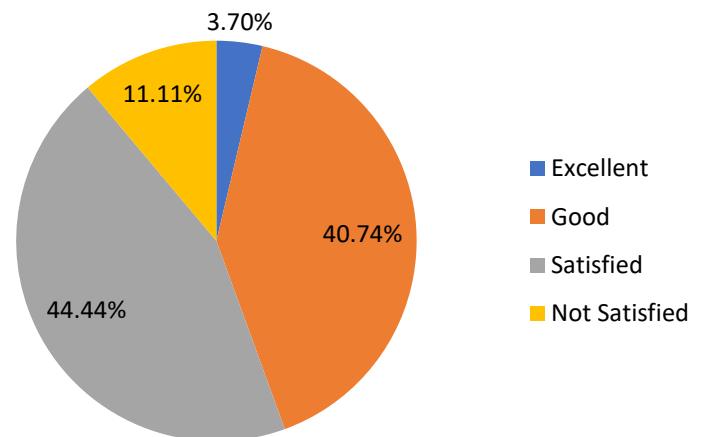
Q8 Rate the curriculum in terms of content evolving from basic level to Advanced Level in the ascending order of semesters.

	Frequency	Percent
Excellent	1	3.7
Good	8	29.6
Satisfied	17	63.0
Not Satisfied	1	3.7
Total	27	100.0



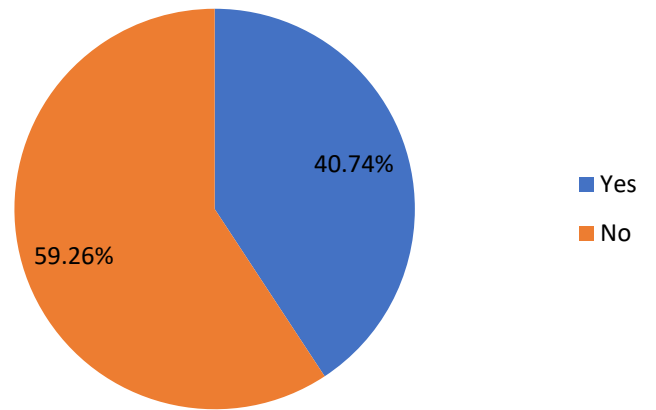
Q9 What is your over all opinion regarding the existing Curriculum?

	Frequency	Percent
Excellent	1	3.7
Good	11	40.7
Satisfied	12	44.4
Not Satisfied	3	11.1
Total	27	100.0



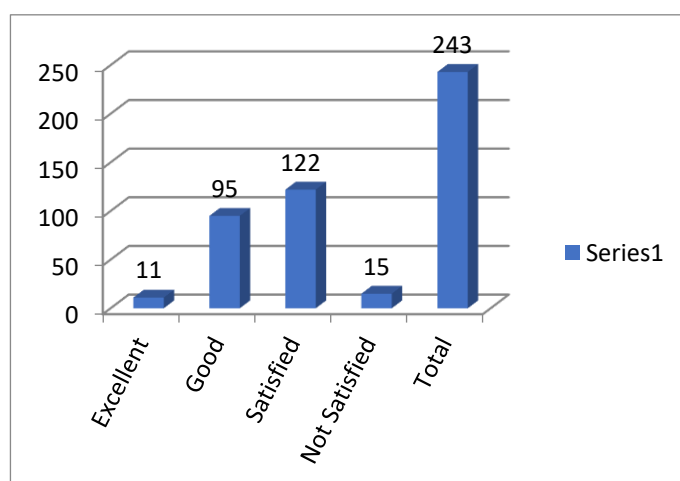
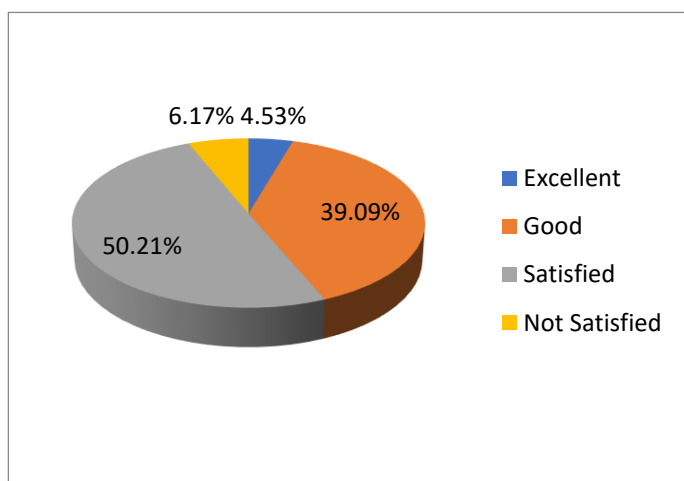
Q10 Do you think there is a need to modify your syllabus? (Yes/No) If yes, specify what portion needs to be modified with justification.

	Frequency	Percent
Yes	11	40.7
No	16	59.3
Total	27	100.0



Consolidated statement of analysis:

S. No	Question	No. of students opined				Total no. of Responses
		Excellent/ (100%)	Good/ (75%)	Satisfied/ (50%)	Not Satisfied/ (Below 50%)	
1.	Rate the syllabus of the courses that you have studied in relation to the competencies expected.	1	12	13	1	27
2.	Rate the relevance of the units in the syllabus of each course.	1	9	16	1	27
3.	Rate how the curriculum supports the required Practical skills in the Laboratory	2	11	12	2	27
4.	Rate your curriculum in terms of providing the basic knowledge required for further Education.	1	6	18	2	27
5.	How far your syllabus was useful to crack the CSIR/ UGC NET/APSET/GATE/..?	2	13	10	2	27
6.	Rate the Curriculum – in terms of providing employability after completion of the program.	1	15	9	2	27
7.	Rate the curriculum in improving your knowledge in the subject studied?	1	10	15	1	27
8.	Rate the curriculum in terms of content evolving from basic level to Advanced Level in the ascending order of semesters.	1	8	17	1	27
9.	What is your over all opinion regarding the existing Curriculum?	1	11	12	3	27
TOTAL		11	95	122	15	243
10.	Do you think there is a need to modify your syllabus? (Yes/No) If yes, specify what portion needs to be modified with justification.	YES: 11		NO: 16		27

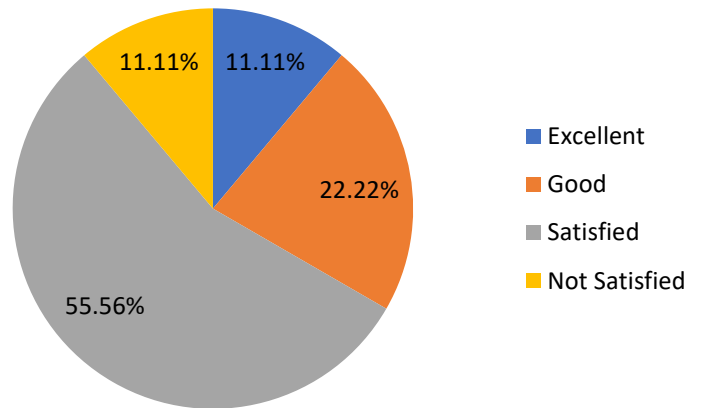


Program Name: Botany

For the academic year 2016-18 feedback was received from 18 numbers of students for the program Botany which are then analyzed and the analysis report is prepared and presented.

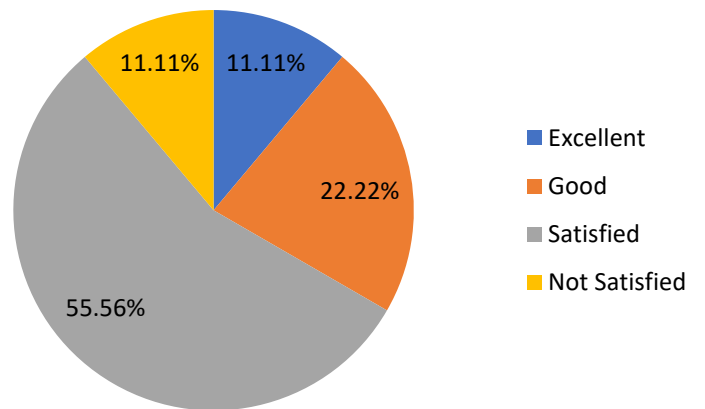
Q1 Rate the syllabus of the courses that you have studied in relation to the competencies expected.

	Frequency	Percent
Excellent	2	11.1
Good	4	22.2
Satisfied	10	55.6
Not Satisfied	2	11.1
Total	18	100.0



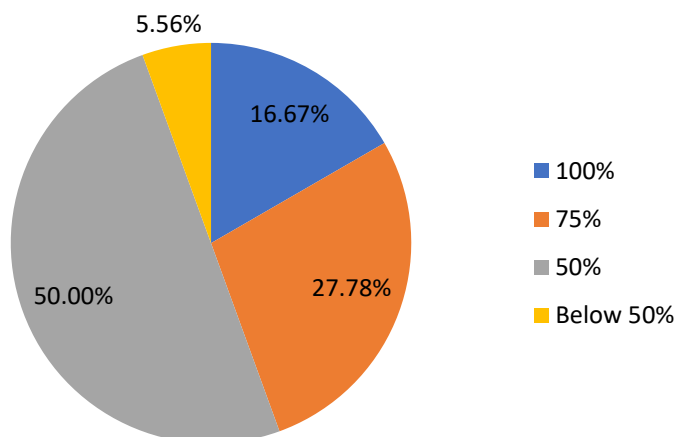
Q2 Rate the relevance of the units in the syllabus of each course

	Frequency	Percent
Excellent	2	11.1
Good	4	22.2
Satisfied	10	55.6
Not Satisfied	2	11.1
Total	18	100.0



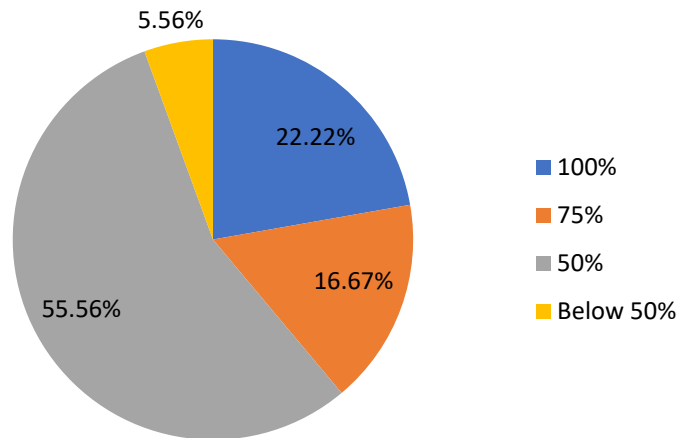
Q3 Rate how the curriculum supports the required Practical skills in the Laboratory

	Frequency	Percent
100%	3	16.7
75%	5	27.8
50%	9	50.0
Below 50%	1	5.6
Total	18	100.0



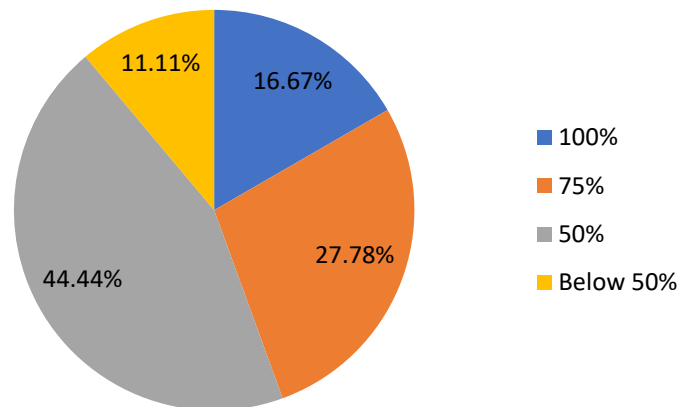
Q4 Rate your curriculum in terms of providing the basic knowledge required for further Education.

	Frequency	Percent
100%	4	22.2
75%	3	16.7
50%	10	55.6
Below 50%	1	5.6
Total	18	100.0



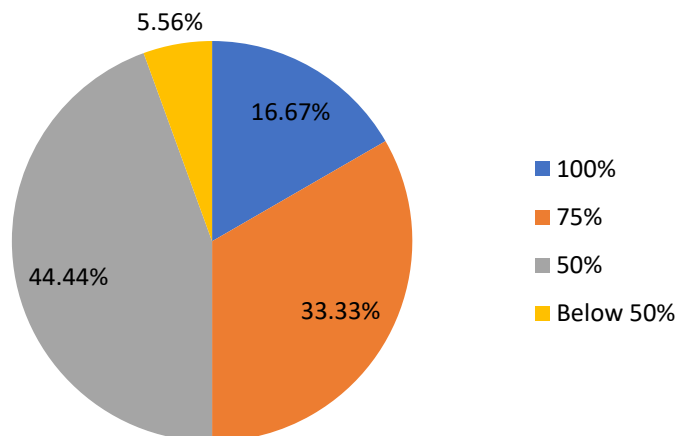
Q5 How far your syllabus was useful to crack the CSIR/ UGC NET/APSET/GATE/..?

	Frequency	Percent
100%	3	16.7
75%	5	27.8
50%	8	44.4
Below 50%	2	11.1
Total	18	100.0



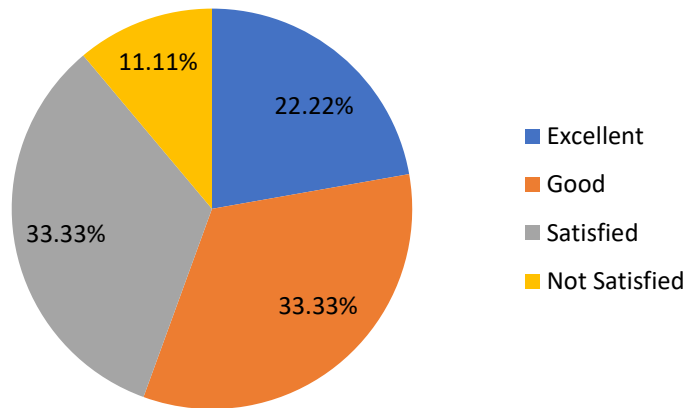
Q6 Rate the Curriculum – in terms of providing employability after completion of the program.

	Frequency	Percent
100%	3	16.7
75%	6	33.3
50%	8	44.4
Below 50%	1	5.6
Total	18	100.0



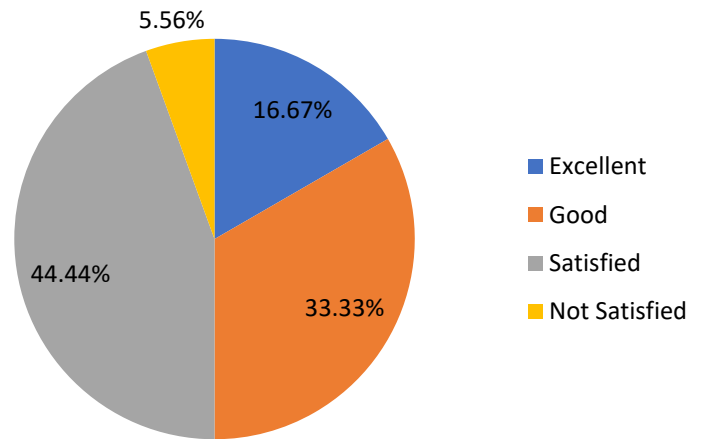
Q7 Rate the curriculum in improving your knowledge in the subject studied?

	Frequency	Percent
Excellent	4	22.2
Good	6	33.3
Satisfied	6	33.3
Not Satisfied	2	11.1
Total	18	100.0



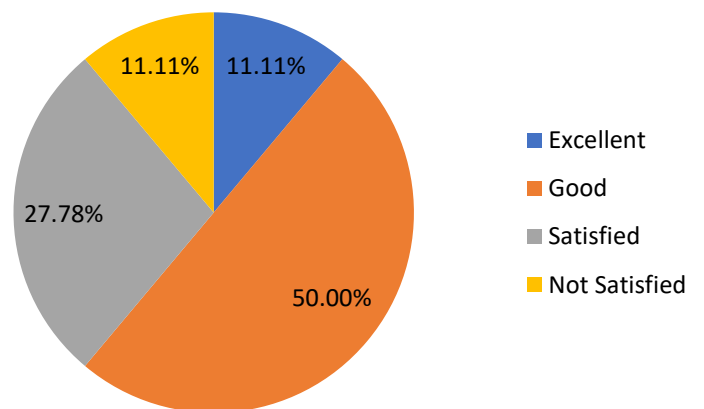
Q8 Rate the curriculum in terms of content evolving from basic level to Advanced Level in the ascending order of semesters.

	Frequency	Percent
Excellent	3	16.7
Good	6	33.3
Satisfied	8	44.4
Not Satisfied	1	5.6
Total	18	100.0



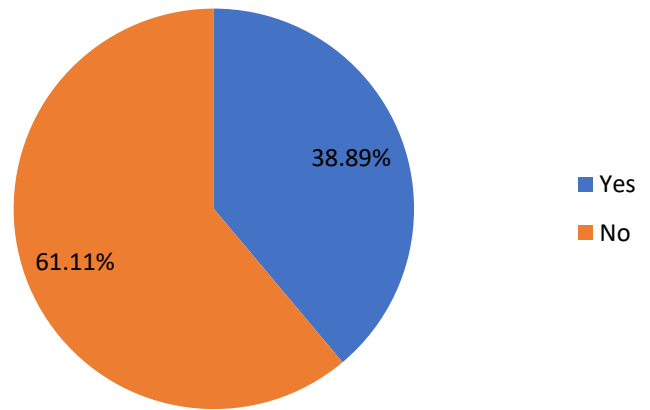
Q9 What is your overall opinion regarding the existing Curriculum?

	Frequency	Percent
Excellent	2	11.1
Good	9	50.0
Satisfied	5	27.8
Not Satisfied	2	11.1
Total	18	100.0



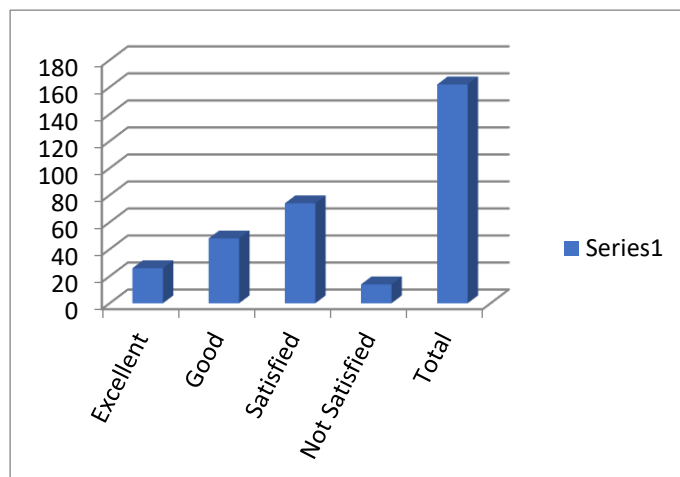
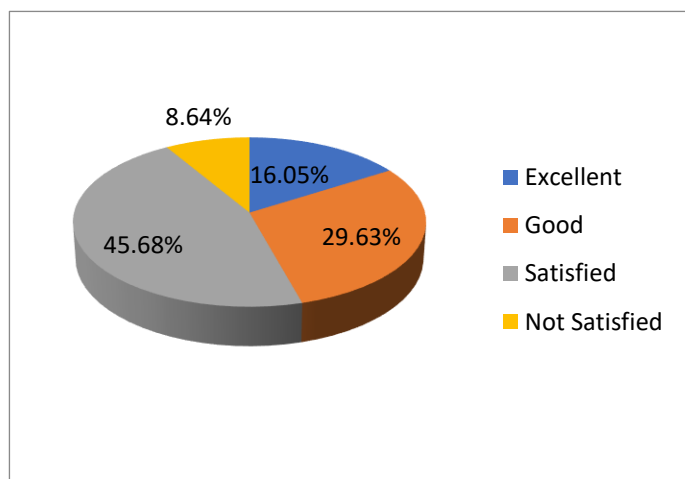
Q10 Do you think there is a need to modify your syllabus? (Yes/No) If yes, specify what portion needs to be modified with justification.

	Frequency	Percent
Yes	7	38.9
No	11	61.1
Total	18	100.0



Consolidated statement of analysis:

S. No	Question	No. of students opined				Total no. of Responses
		Excellent/ (100%)	Good/ (75%)	Satisfied/ (50%)	Not Satisfied/ (Below 50%)	
1.	Rate the syllabus of the courses that you have studied in relation to the competencies expected.	2	4	10	2	18
2.	Rate the relevance of the units in the syllabus of each course.	2	4	10	2	18
3.	Rate how the curriculum supports the required Practical skills in the Laboratory	3	5	9	1	18
4.	Rate your curriculum in terms of providing the basic knowledge required for further Education.	4	3	10	1	18
5.	How far your syllabus was useful to crack the CSIR/ UGC NET/APSET/GATE/..?	3	5	8	2	18
6.	Rate the Curriculum – in terms of providing employability after completion of the program.	3	6	8	1	18
7.	Rate the curriculum in improving your knowledge in the subject studied?	4	6	6	2	18
8.	Rate the curriculum in terms of content evolving from basic level to Advanced Level in the ascending order of semesters.	3	6	8	1	18
9.	What is your over all opinion regarding the existing Curriculum?	2	9	5	2	18
TOTAL		26	48	74	14	162
10.	Do you think there is a need to modify your syllabus? (Yes/No) If yes, specify what portion needs to be modified with justification.	YES: 7		NO: 11		18

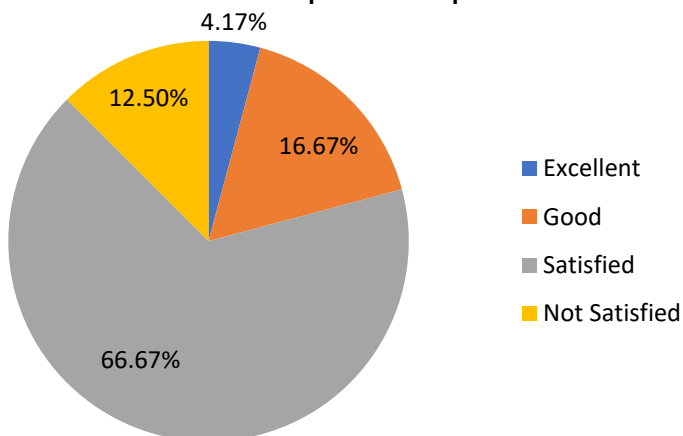


Program Name: Chemistry

For the academic year 2016-18 feedback was received from 24 numbers of students for the program Chemistry which are then analyzed and the analysis report is prepared and presented

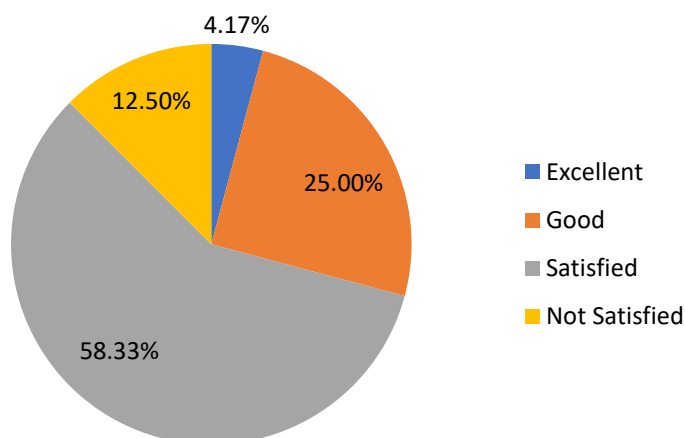
Q1 Rate the syllabus of the courses that you have studied in relation to the competencies expected.

	Frequency	Percent
Excellent	1	4.2
Good	4	16.7
Satisfied	16	66.7
Not Satisfied	3	12.5
Total	24	100.0



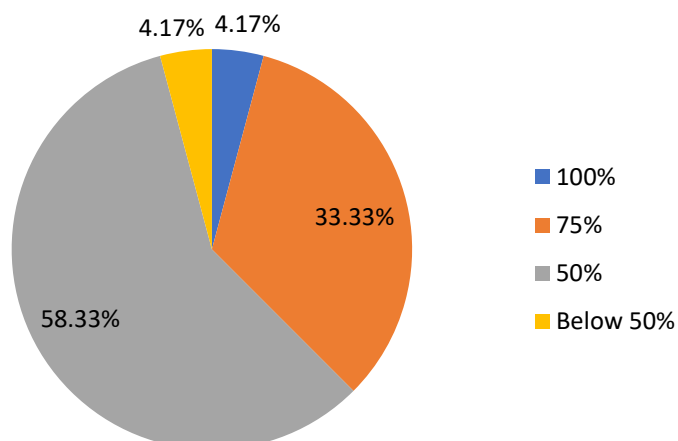
Q2 Rate the relevance of the units in the syllabus of each course

	Frequency	Percent
Excellent	1	4.2
Good	6	25.0
Satisfied	14	58.3
Not Satisfied	3	12.5
Total	24	100.0



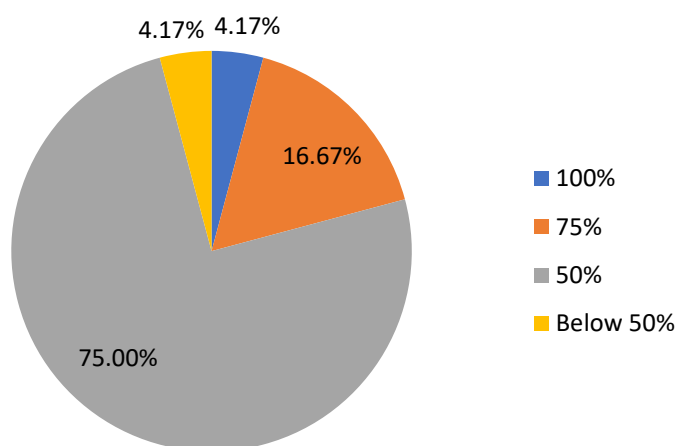
Q3 Rate how the curriculum supports the required Practical skills in the Laboratory

	Frequency	Percent
100%	1	4.2
75%	8	33.3
50%	14	58.3
Below 50%	1	4.2
Total	24	100.0



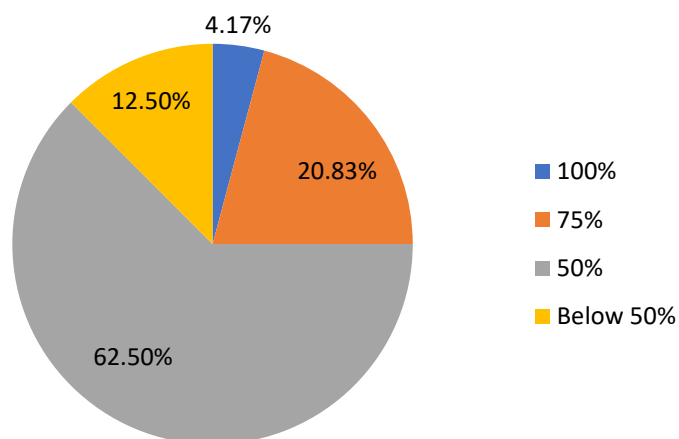
Q4 Rate your curriculum in terms of providing the basic knowledge required for further Education.

	Frequency	Percent
100%	1	4.2
75%	4	16.7
50%	18	75.0
Below 50%	1	4.2
Total	24	100.0



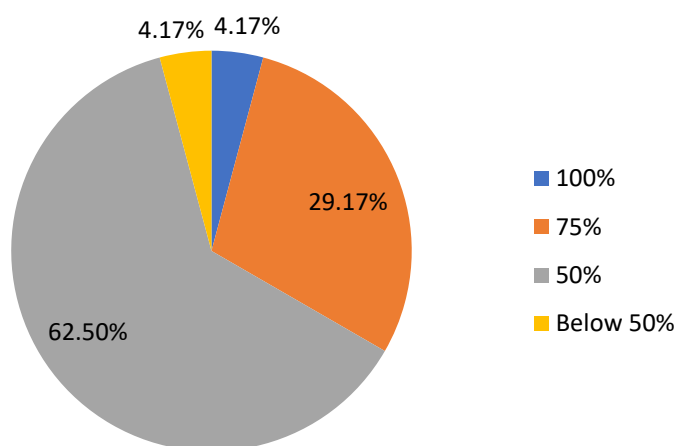
Q5 How far your syllabus was useful to crack the CSIR/ UGC NET/APSET/GATE/..?

	Frequency	Percent
100%	1	4.2
75%	5	20.8
50%	15	62.5
Below 50%	3	12.5
Total	24	100.0



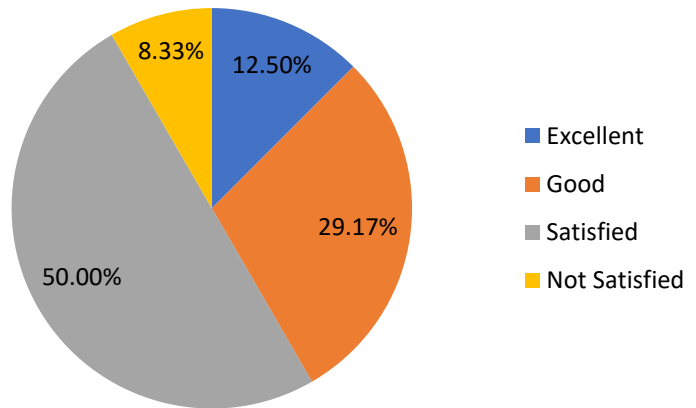
Q6 Rate the Curriculum – in terms of providing employability after completion of the program.

	Frequency	Percent
100%	1	4.2
75%	7	29.2
50%	15	62.5
Below 50%	1	4.2
Total	24	100.0



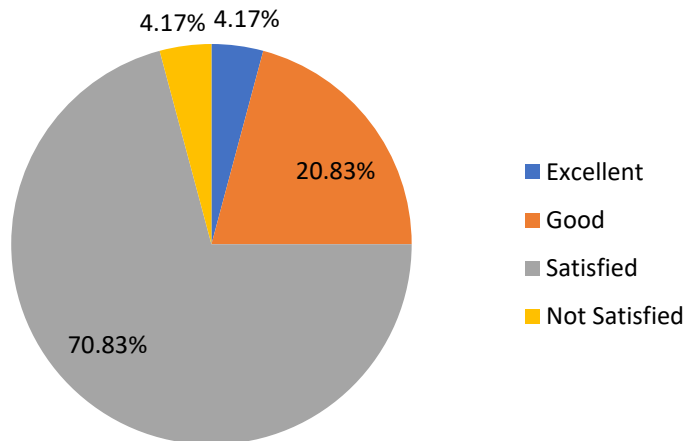
Q7 Rate the curriculum in improving your knowledge in the subject studied?

	Frequency	Percent
Excellent	3	12.5
Good	7	29.2
Satisfied	12	50.0
Not Satisfied	2	8.3
Total	24	100.0



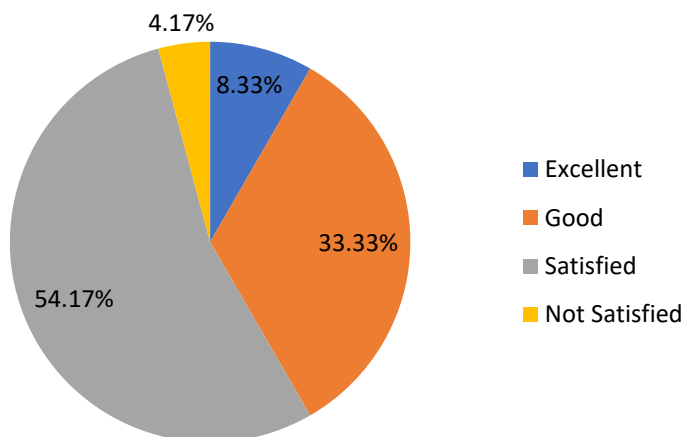
Q8 Rate the curriculum in terms of content evolving from basic level to Advanced Level in the ascending order of semesters.

	Frequency	Percent
Excellent	1	4.2
Good	5	20.8
Satisfied	17	70.8
Not Satisfied	1	4.2
Total	24	100.0



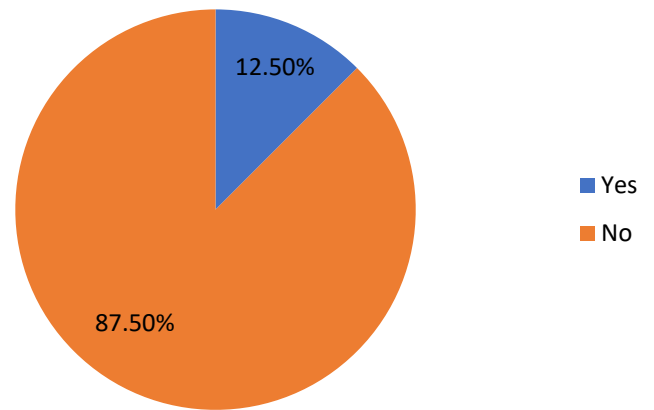
Q9 What is your over all opinion regarding the existing Curriculum?

	Frequency	Percent
Excellent	2	8.3
Good	8	33.3
Satisfied	13	54.2
Not Satisfied	1	4.2
Total	24	100.0



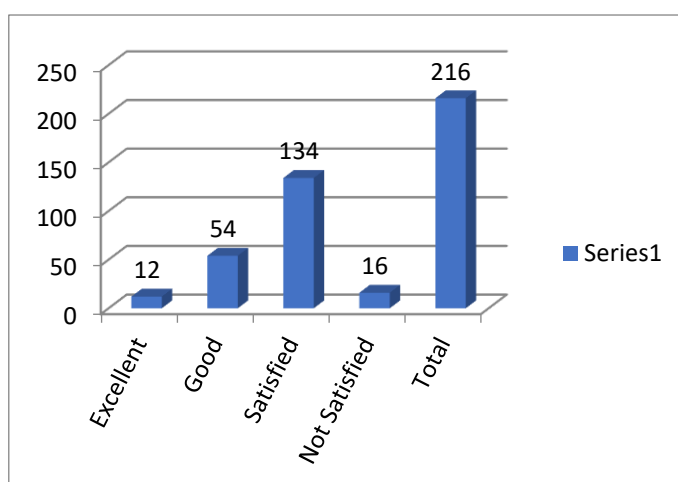
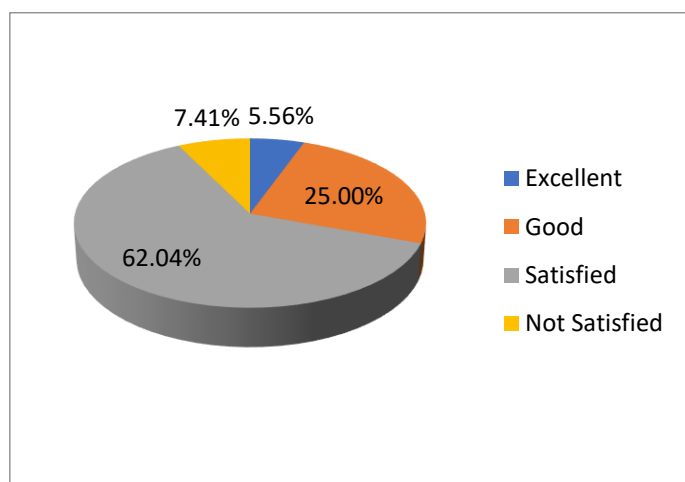
Q10 Do you think there is a need to modify your syllabus? (Yes/No) If yes, specify what portion needs to be modified with justification.

	Frequency	Percent
Yes	3	12.5
No	21	87.5
Total	24	100.0



Consolidated statement of analysis:

S. No	Question	No. of students opined				Total no. of Responses
		Excellent/ (100%)	Good/ (75%)	Satisfied/ (50%)	Not Satisfied/ (Below 50%)	
1.	Rate the syllabus of the courses that you have studied in relation to the competencies expected.	1	4	16	3	24
2.	Rate the relevance of the units in the syllabus of each course.	1	6	14	3	24
3.	Rate how the curriculum supports the required Practical skills in the Laboratory	1	8	14	1	24
4.	Rate your curriculum in terms of providing the basic knowledge required for further Education.	1	4	18	1	24
5.	How far your syllabus was useful to crack the CSIR/ UGC NET/APSET/GATE/..?	1	5	15	3	24
6.	Rate the Curriculum – in terms of providing employability after completion of the program.	1	7	15	1	24
7.	Rate the curriculum in improving your knowledge in the subject studied?	3	7	12	2	24
8.	Rate the curriculum in terms of content evolving from basic level to Advanced Level in the ascending order of semesters.	1	5	17	1	24
9.	What is your over all opinion regarding the existing Curriculum?	2	8	13	1	24
TOTAL		12	54	134	16	216
10.	Do you think there is a need to modify your syllabus? (Yes/No) If yes, specify what portion needs to be modified with justification.	YES: 3		NO: 21		24

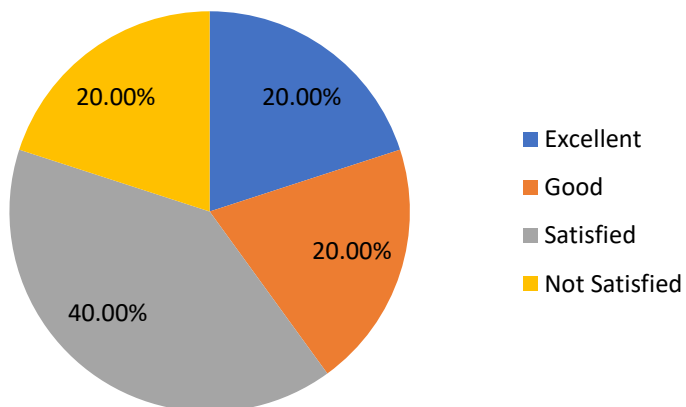


Program Name: Geology

For the academic year 2016-18 feedback was received from 5 numbers of students for the program Geology which are then analyzed and the analysis report is prepared and presented

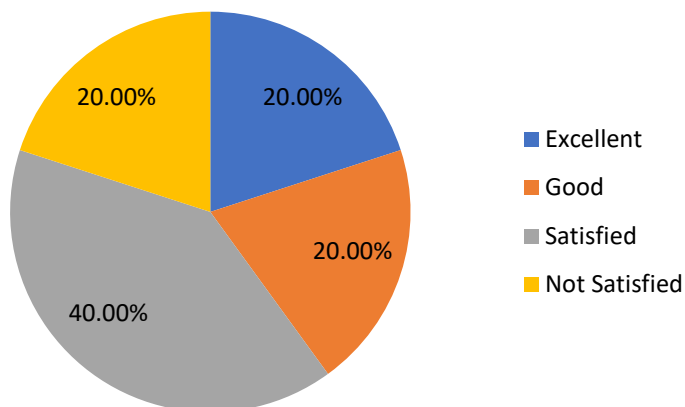
Q1 Rate the syllabus of the courses that you have studied in relation to the competencies expected.

	Frequency	Percent
Excellent	1	20.0
Good	1	20.0
Satisfied	2	40.0
Not Satisfied	1	20.0
Total	5	100.0



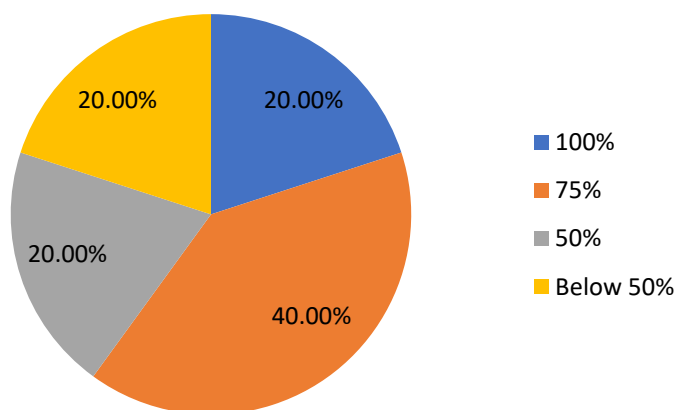
Q2 Rate the relevance of the units in the syllabus of each course

	Frequency	Percent
Excellent	1	20.0
Good	1	20.0
Satisfied	2	40.0
Not Satisfied	1	20.0
Total	5	100.0



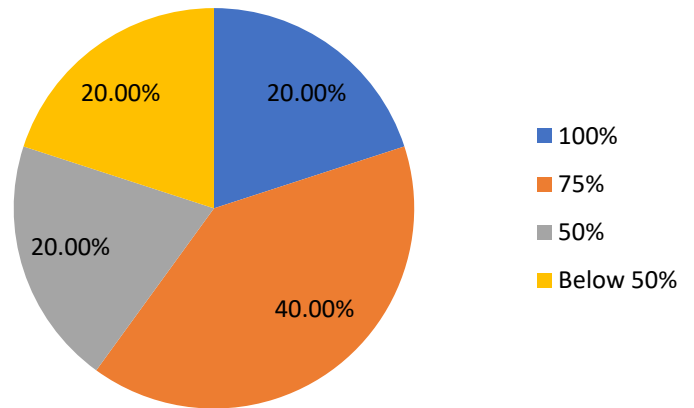
Q3 Rate how the curriculum supports the required Practical skills in the Laboratory

	Frequency	Percent
100%	1	20.0
75%	2	40.0
50%	1	20.0
Below50%	1	20.0
Total	5	100.0



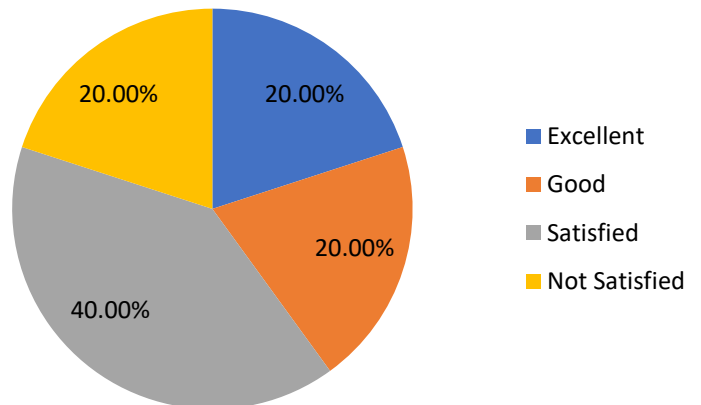
Q4 Rate your curriculum in terms of providing the basic knowledge required for further Education.

	Frequency	Percent
100%	1	20.0
75%	2	40.0
50%	1	20.0
Below50%	1	20.0
Total	5	100.0



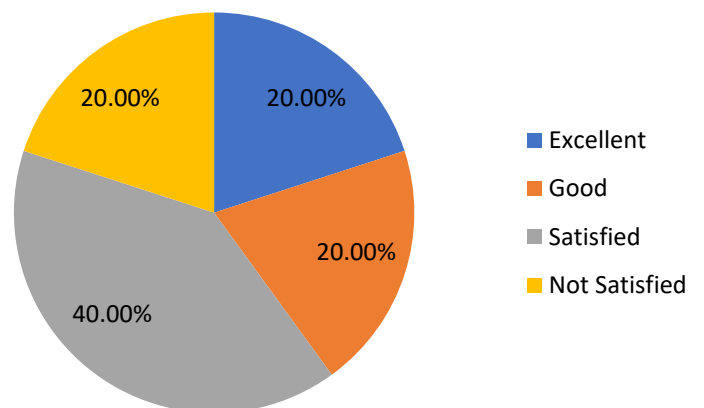
Q5 How far your syllabus was useful to crack the CSIR/ UGC NET/APSET/GATE/..?

	Frequency	Percent
100%	1	20.0
75%	1	20.0
50%	2	40.0
Below50%	1	20.0
Total	5	100.0



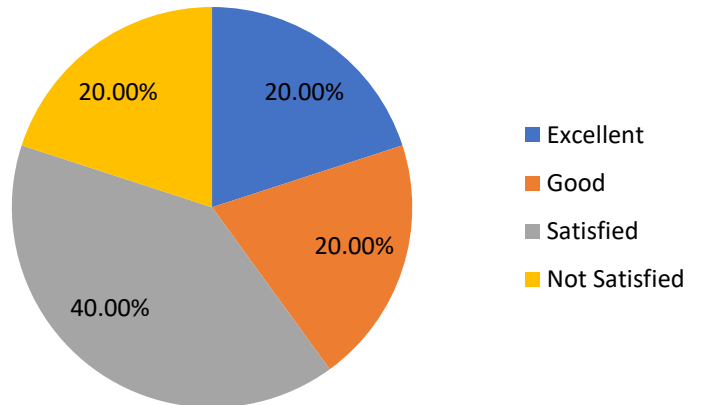
Q6 Rate the Curriculum – in terms of providing employability after completion of the program.

	Frequency	Percent
100%	1	20.0
75%	1	20.0
50%	2	40.0
Below50%	1	20.0
Total	5	100.0



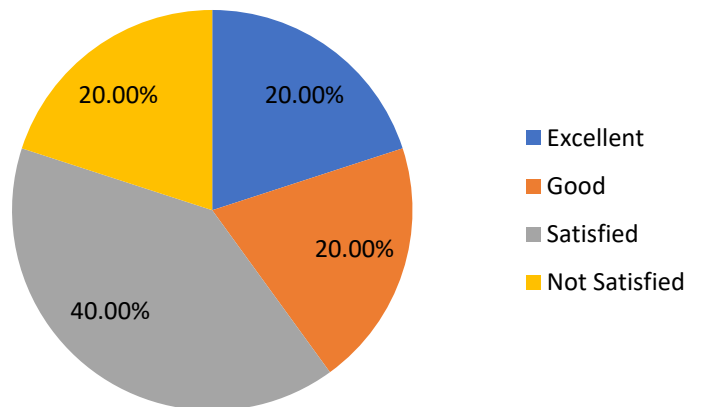
Q7 Rate the curriculum in improving your knowledge in the subject studied?

	Frequency	Percent
Excellent	1	20.0
Good	1	20.0
Satisfied	2	40.0
Not Satisfied	1	20.0
Total	5	100.0



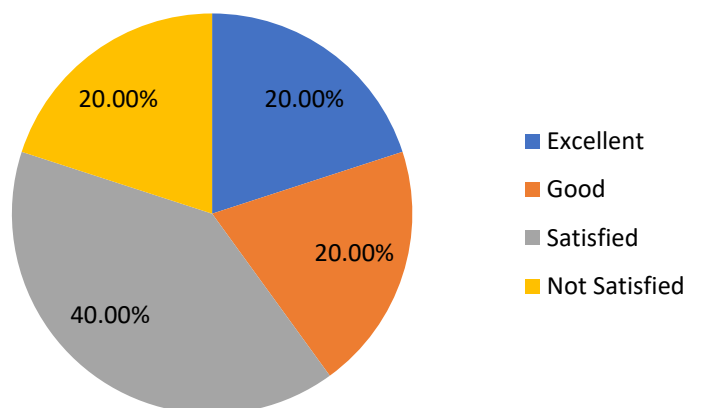
Q8 Rate the curriculum in terms of content evolving from basic level to Advanced Level in the ascending order of semesters.

	Frequency	Percent
Excellent	1	20.0
Good	1	20.0
Satisfied	2	40.0
Not Satisfied	1	20.0
Total	5	100.0



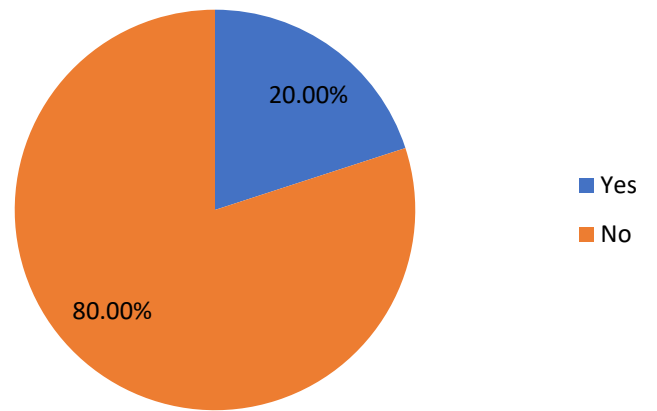
Q9 What is your over all opinion regarding the existing Curriculum?

	Frequency	Percent
Excellent	1	20.0
Good	1	20.0
Satisfied	2	40.0
Not Satisfied	1	20.0
Total	5	100.0



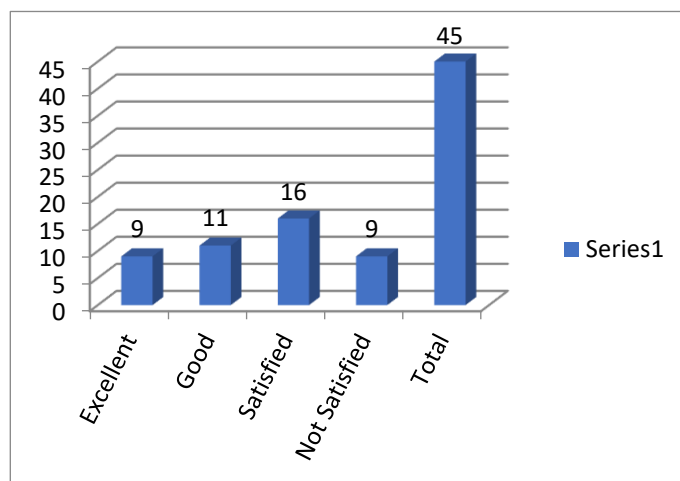
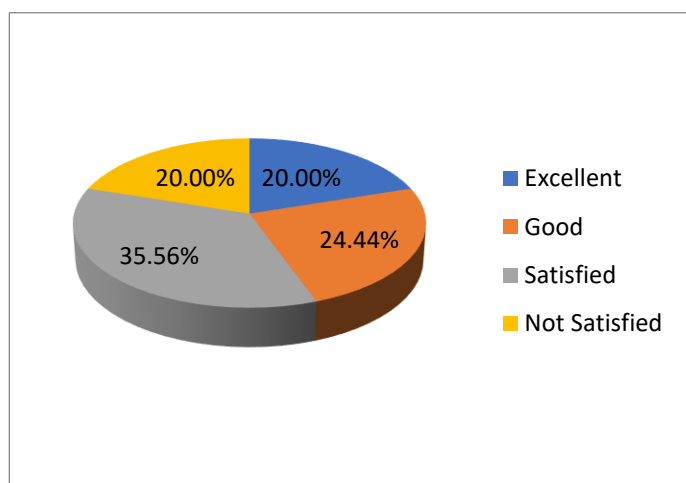
Q10 Do you think there is a need to modify your syllabus? (Yes/No) If yes, specify what portion needs to be modified with justification.

	Frequency	Percent
Yes	1	20.0
No	4	80.0
Total	5	100.0



Consolidated statement of analysis:

S. No	Question	No. of students opined				Total no. of Responses
		Excellent/ (100%)	Good/ (75%)	Satisfied/ (50%)	Not Satisfied/ (Below 50%)	
1.	Rate the syllabus of the courses that you have studied in relation to the competencies expected.	1	1	2	1	5
2.	Rate the relevance of the units in the syllabus of each course.	1	1	2	1	5
3.	Rate how the curriculum supports the required Practical skills in the Laboratory	1	2	1	1	5
4.	Rate your curriculum in terms of providing the basic knowledge required for further Education.	1	2	1	1	5
5.	How far your syllabus was useful to crack the CSIR/ UGC NET/APSET/GATE/..?	1	1	2	1	5
6.	Rate the Curriculum – in terms of providing employability after completion of the program.	1	1	2	1	5
7.	Rate the curriculum in improving your knowledge in the subject studied?	1	1	2	1	5
8.	Rate the curriculum in terms of content evolving from basic level to Advanced Level in the ascending order of semesters.	1	1	2	1	5
9.	What is your over all opinion regarding the existing Curriculum?	1	1	2	1	5
TOTAL		9	11	16	9	45
10.	Do you think there is a need to modify your syllabus? (Yes/No) If yes, specify what portion needs to be modified with justification.	YES: 1		NO: 4		5

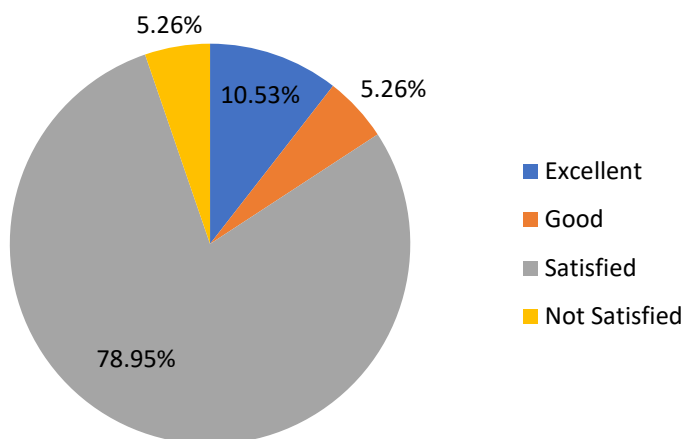


Program Name: Mathematics

For the academic year 2016-18 feedback was received from 19 numbers of students for the program Mathematics which are then analyzed and the analysis report is prepared and presented

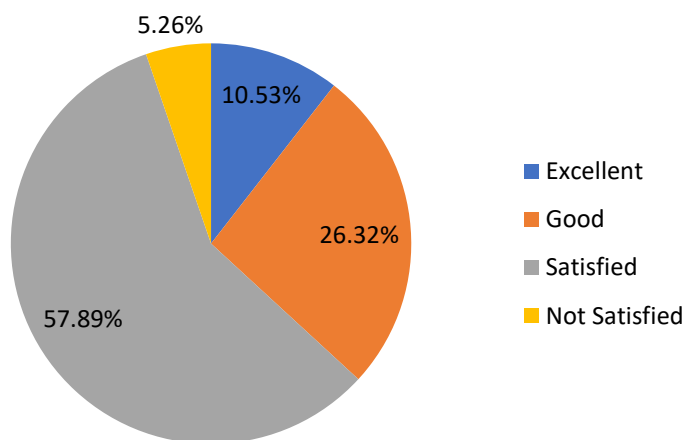
Q1 Rate the syllabus of the courses that you have studied in relation to the competencies expected.

	Frequency	Percent
Excellent	2	10.5
Good	1	5.3
Satisfied	15	78.9
Not Satisfied	1	5.3
Total	19	100.0



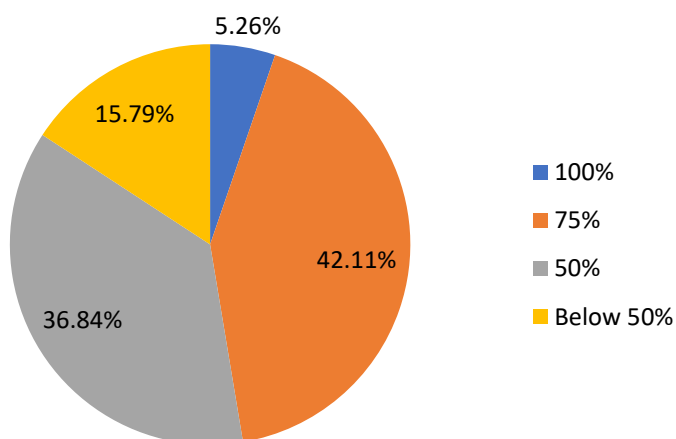
Q2 Rate the relevance of the units in the syllabus of each course

	Frequency	Percent
Excellent	2	10.5
Good	5	26.3
Satisfied	11	57.9
Not Satisfied	1	5.3
Total	19	100.0



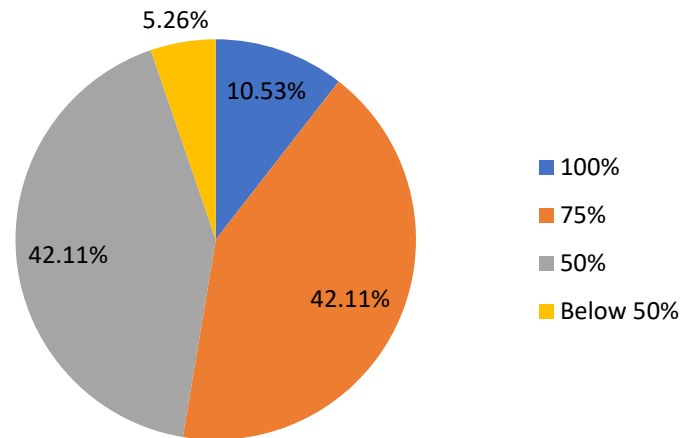
Q3 Rate how the curriculum supports the required Practical skills in the Laboratory

	Frequency	Percent
100%	1	5.3
75%	8	42.1
50%	7	36.8
Below 50%	3	15.8
Total	19	100.0



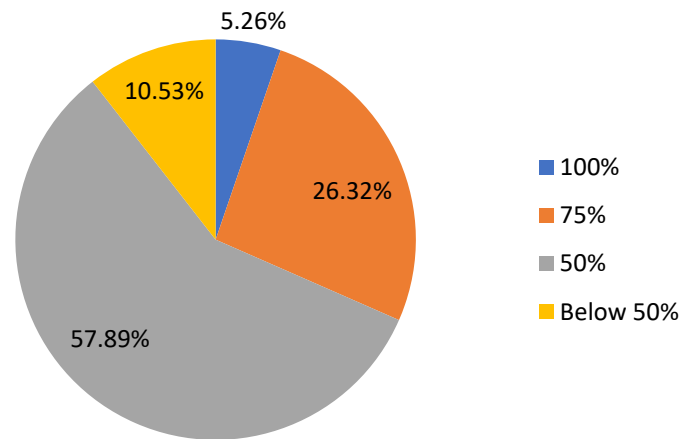
Q4 Rate your curriculum in terms of providing the basic knowledge required for further Education.

	Frequency	Percent
100%	2	10.5
75%	8	42.1
50%	8	42.1
Below 50%	1	5.3
Total	19	100.0



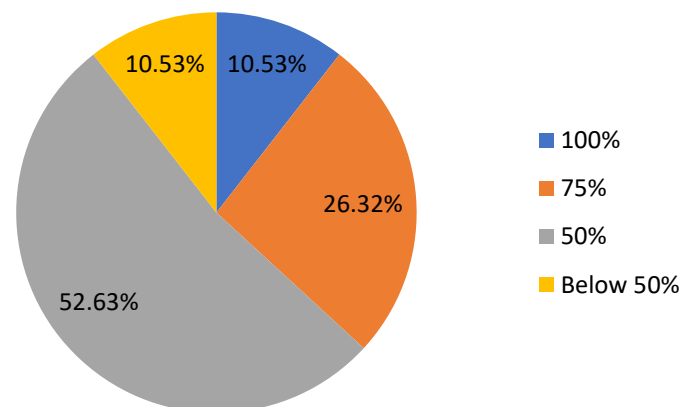
Q5 How far your syllabus was useful to crack the CSIR/ UGC NET/APSET/GATE/..?

	Frequency	Percent
100%	1	5.3
75%	5	26.3
50%	11	57.9
Below 50%	2	10.5
Total	19	100.0



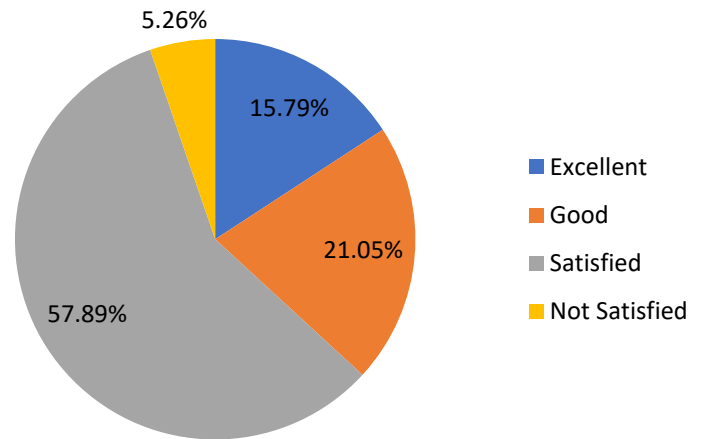
Q6 Rate the Curriculum – in terms of providing employability after completion of the program.

	Frequency	Percent
100%	2	10.5
75%	5	26.3
50%	10	52.6
Below 50%	2	10.5
Total	19	100.0



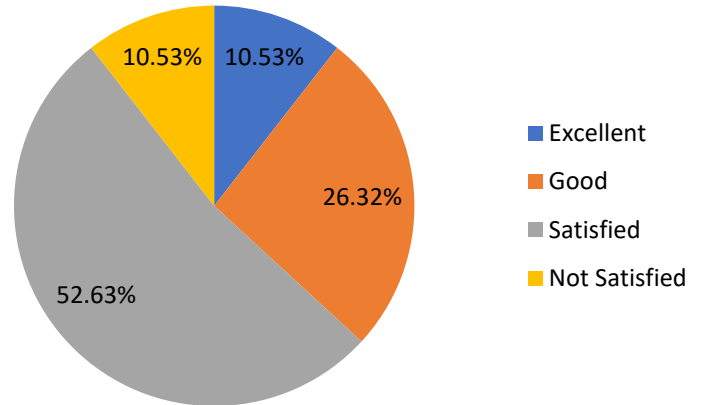
Q7 Rate the curriculum in improving your knowledge in the subject studied?

	Frequency	Percent
Excellent	3	15.8
Good	4	21.1
Satisfied	11	57.9
Not Satisfied	1	5.3
Total	19	100.0



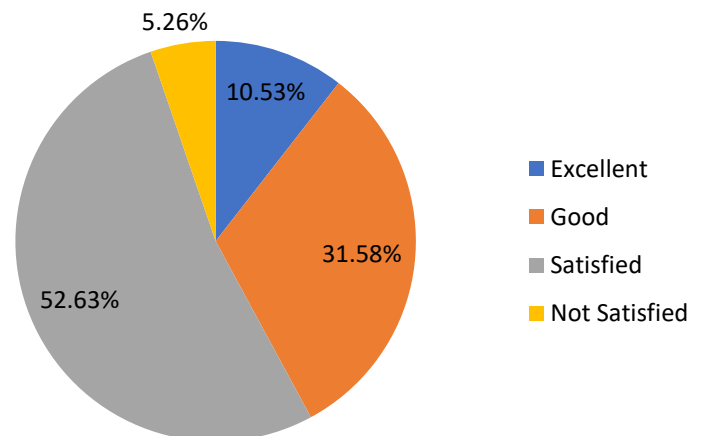
Q8 Rate the curriculum in terms of content evolving from basic level to Advanced Level in the ascending order of semesters.

	Frequency	Percent
Excellent	2	10.5
Good	5	26.3
Satisfied	10	52.6
Not Satisfied	2	10.5
Total	19	100.0



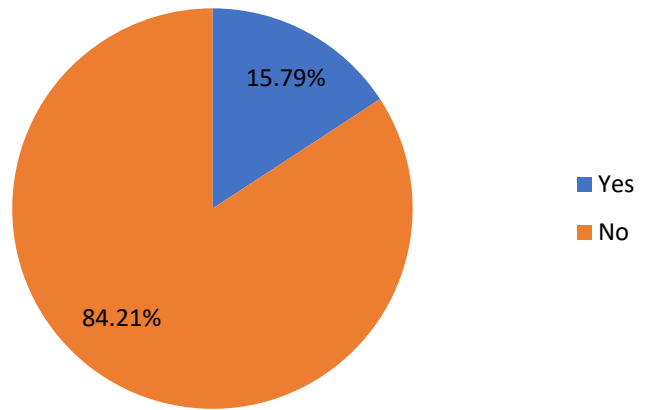
Q9 What is your overall opinion regarding the existing Curriculum?

	Frequency	Percent
Excellent	2	10.5
Good	6	31.6
Satisfied	10	52.6
Not Satisfied	1	5.3
Total	19	100.0



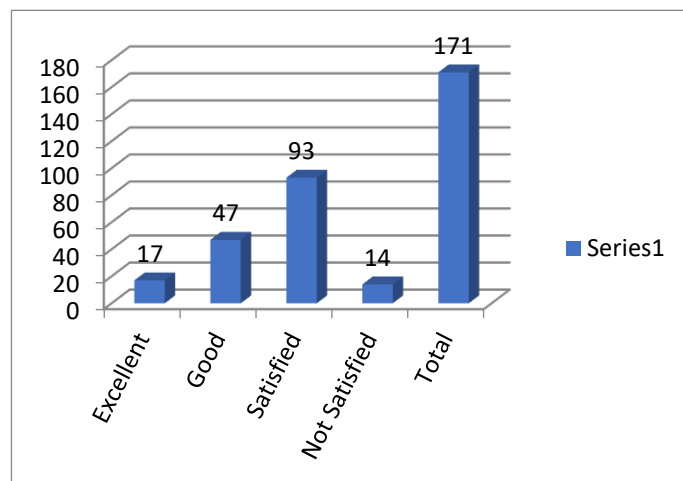
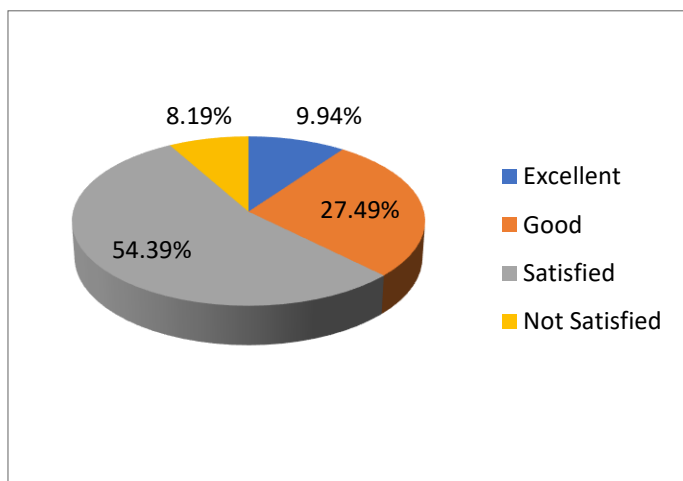
Q10 Do you think there is a need to modify your syllabus? (Yes/No) If yes, specify what portion needs to be modified with justification.

	Frequency	Percent
Yes	3	15.8
No	16	84.2
Total	19	100.0



Consolidated statement of analysis:

S. No	Question	No. of students opined				Total no. of Responses
		Excellent/ (100%)	Good/ (75%)	Satisfied/ (50%)	Not Satisfied/ (Below 50%)	
1.	Rate the syllabus of the courses that you have studied in relation to the competencies expected.	2	1	15	1	19
2.	Rate the relevance of the units in the syllabus of each course.	2	5	11	1	19
3.	Rate how the curriculum supports the required Practical skills in the Laboratory	1	8	7	3	19
4.	Rate your curriculum in terms of providing the basic knowledge required for further Education.	2	8	8	1	19
5.	How far your syllabus was useful to crack the CSIR/ UGC NET/APSET/GATE/..?	1	5	11	2	19
6.	Rate the Curriculum – in terms of providing employability after completion of the program.	2	5	10	2	19
7.	Rate the curriculum in improving your knowledge in the subject studied?	3	4	11	1	19
8.	Rate the curriculum in terms of content evolving from basic level to Advanced Level in the ascending order of semesters.	2	5	10	2	19
9.	What is your over all opinion regarding the existing Curriculum?	2	6	10	1	19
TOTAL		17	47	93	14	171
10.	Do you think there is a need to modify your syllabus? (Yes/No) If yes, specify what portion needs to be modified with justification.	YES: 3		NO: 16		19

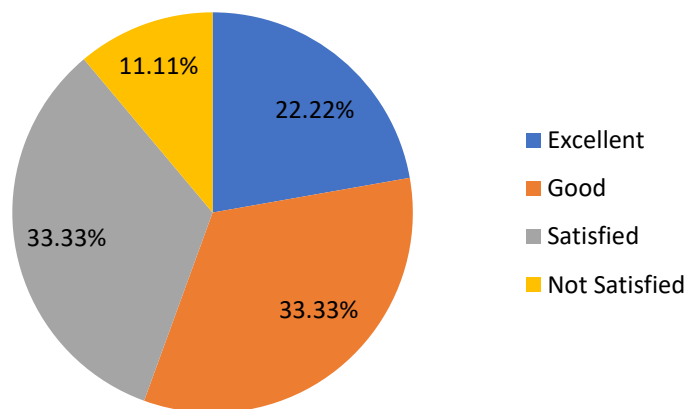


Program Name: Physics

For the academic year 2016-18 feedback was received from 9 numbers of students for the program Physics which are then analyzed and the analysis report is prepared and presented

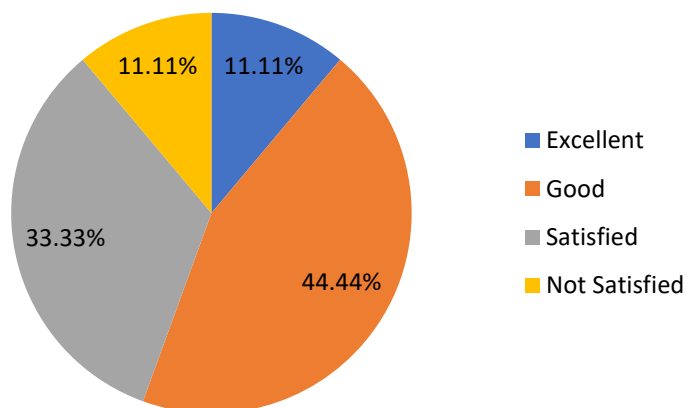
Q1 Rate the syllabus of the courses that you have studied in relation to the competencies expected.

	Frequency	Percent
Excellent	2	22.2
Good	3	33.3
Satisfied	3	33.3
Not Satisfied	1	11.1
Total	9	100.0



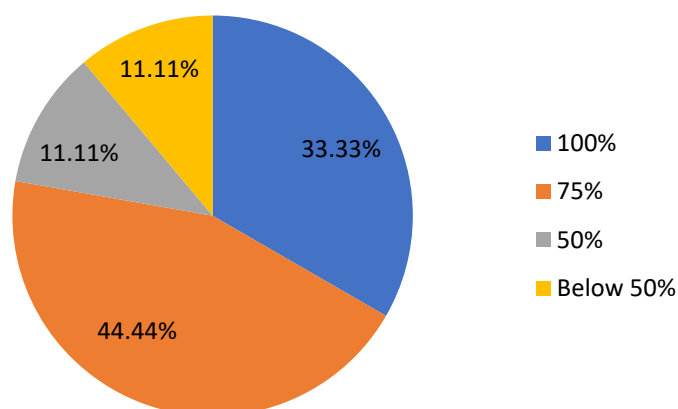
Q2 Rate the relevance of the units in the syllabus of each course

	Frequency	Percent
Excellent	1	11.1
Good	4	44.4
Satisfied	3	33.3
Not Satisfied	1	11.1
Total	9	100.0



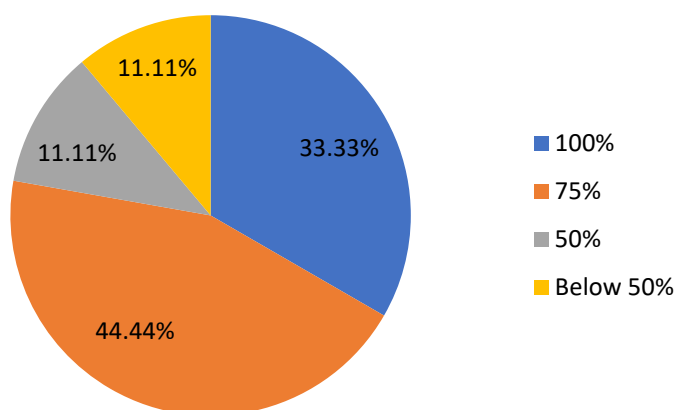
Q3 Rate how the curriculum supports the required Practical skills in the Laboratory

	Frequency	Percent
100%	3	33.3
75%	4	44.4
50%	1	11.1
Below 50%	1	11.1
Total	9	100.0



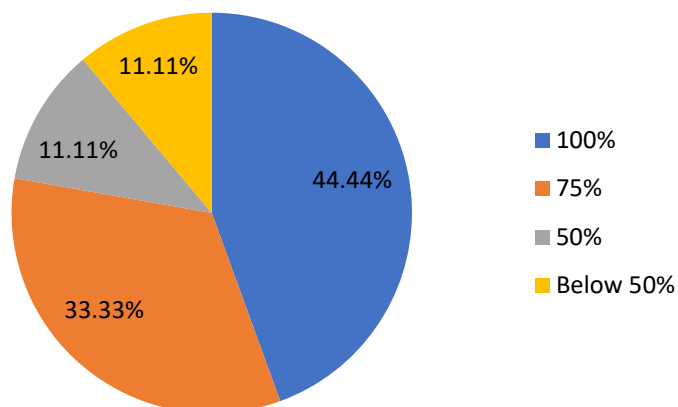
Q4 Rate your curriculum in terms of providing the basic knowledge required for further Education.

	Frequency	Percent
100%	3	33.3
75%	4	44.4
50%	1	11.1
Below 50%	1	11.1
Total	9	100.0



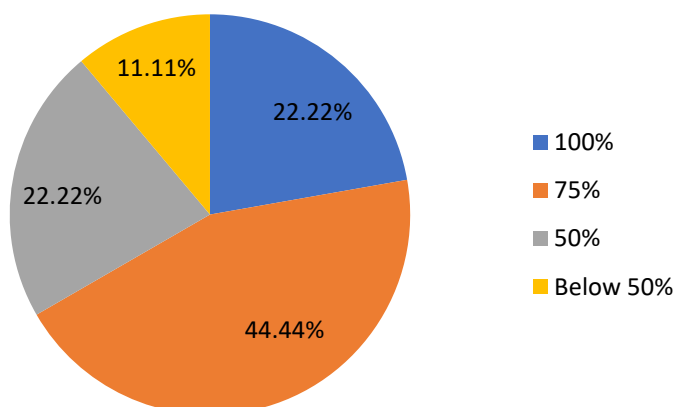
Q5 How far your syllabus was useful to crack the CSIR/ UGC NET/APSET/GATE/..?

	Frequency	Percent
100%	4	44.4
75%	3	33.3
50%	1	11.1
Below 50%	1	11.1
Total	9	100.0



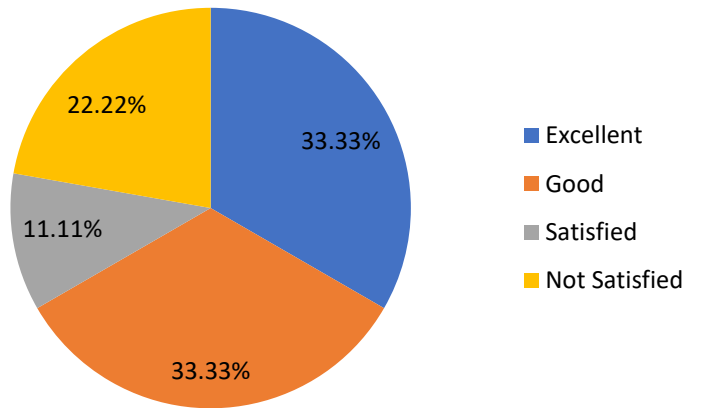
Q6 Rate the Curriculum – in terms of providing employability after completion of the program.

	Frequency	Percent
100%	2	22.2
75%	4	44.4
50%	2	22.2
Below 50%	1	11.1
Total	9	100.0



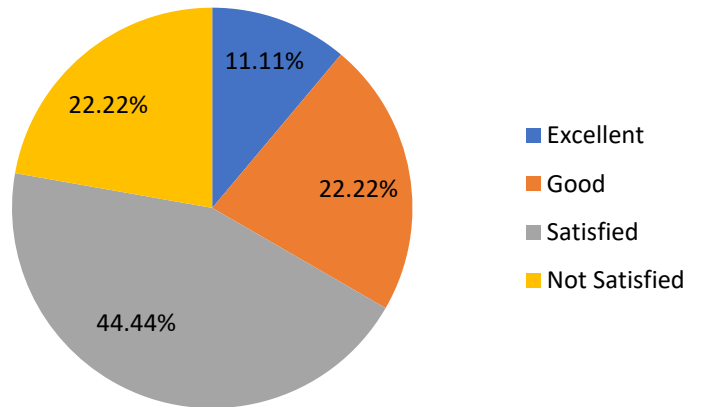
Q7 Rate the curriculum in improving your knowledge in the subject studied?

	Frequency	Percent
Excellent	3	33.3
Good	3	33.3
Satisfied	1	11.1
Not Satisfied	2	22.2
Total	9	100.0



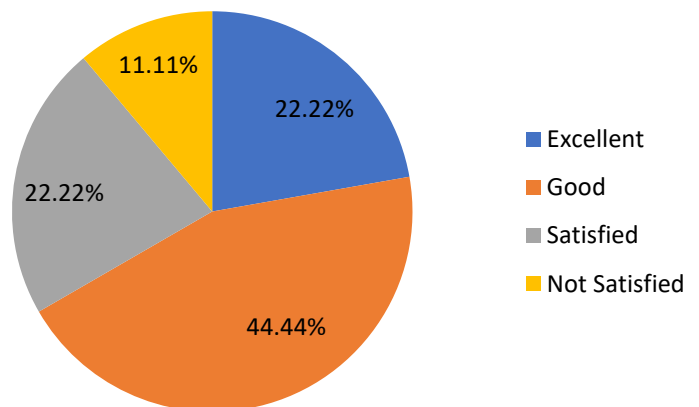
Q8 Rate the curriculum in terms of content evolving from basic level to Advanced Level in the ascending order of semesters.

	Frequency	Percent
Excellent	1	11.1
Good	2	22.2
Satisfied	4	44.4
Not Satisfied	2	22.2
Total	9	100.0



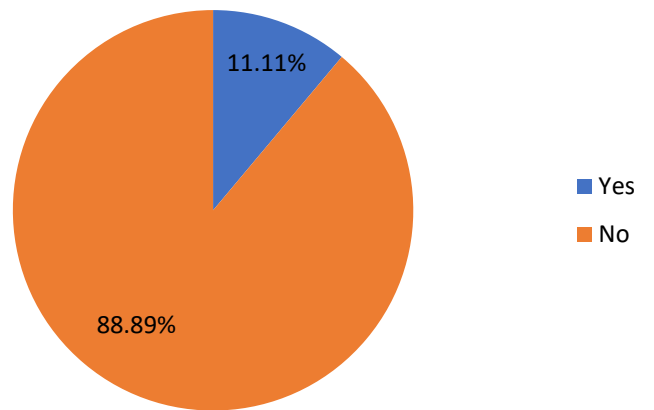
Q9 What is your overall opinion regarding the existing Curriculum?

	Frequency	Percent
Excellent	2	22.2
Good	4	44.4
Satisfied	2	22.2
Not Satisfied	1	11.1
Total	9	100.0



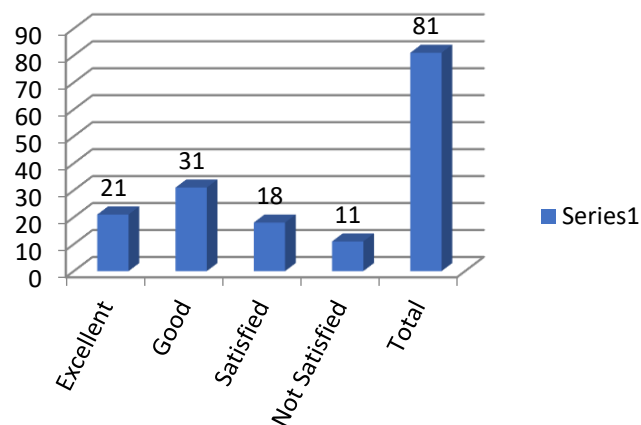
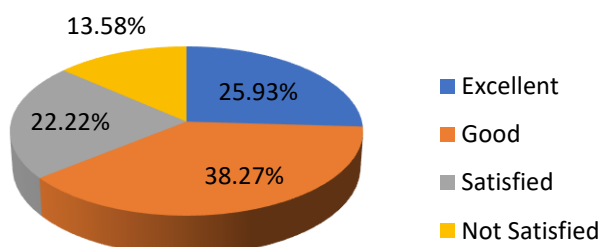
Q10 Do you think there is a need to modify your syllabus? (Yes/No) If yes, specify what portion needs to be modified with justification.

	Frequency	Percent
Yes	1	11.1
No	8	88.9
Total	9	100.0



Consolidated statement of analysis:

S. No	Question	No. of students opined				Total no. of Responses
		Excellent/ (100%)	Good/ (75%)	Satisfied/ (50%)	Not Satisfied/ (Below 50%)	
1.	Rate the syllabus of the courses that you have studied in relation to the competencies expected.	2	3	3	1	9
2.	Rate the relevance of the units in the syllabus of each course.	1	4	3	1	9
3.	Rate how the curriculum supports the required Practical skills in the Laboratory	3	4	1	1	9
4.	Rate your curriculum in terms of providing the basic knowledge required for further Education.	3	4	1	1	9
5.	How far your syllabus was useful to crack the CSIR/ UGC NET/APSET/GATE/..?	4	3	1	1	9
6.	Rate the Curriculum – in terms of providing employability after completion of the program.	2	4	2	1	9
7.	Rate the curriculum in improving your knowledge in the subject studied?	3	3	1	2	9
8.	Rate the curriculum in terms of content evolving from basic level to Advanced Level in the ascending order of semesters.	1	2	4	2	9
9.	What is your over all opinion regarding the existing Curriculum?	2	4	2	1	9
TOTAL		21	31	18	11	81
10.	Do you think there is a need to modify your syllabus? (Yes/No) If yes, specify what portion needs to be modified with justification.	YES: 1		NO: 8		9

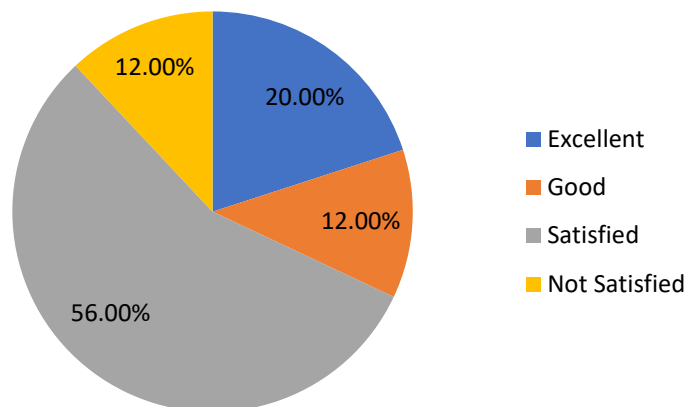


Program Name: Zoology

For the academic year 2016-18 feedback was received from 25 numbers of students for the program Zoology which are then analyzed and the analysis report is prepared and presented.

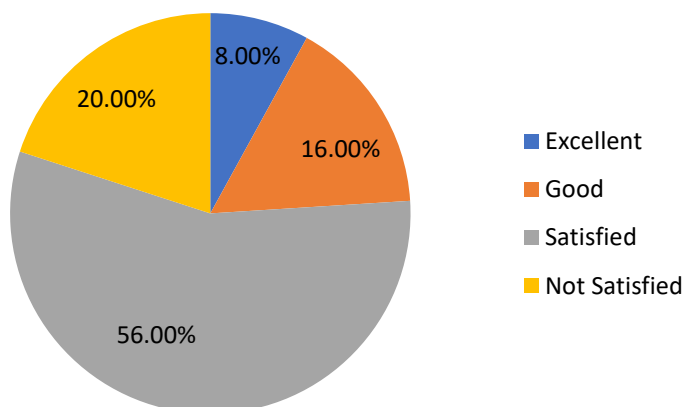
Q1 Rate the syllabus of the courses that you have studied in relation to the competencies expected.

	Frequency	Percent
Excellent	5	20.0
Good	3	12.0
Satisfied	14	56.0
Not Satisfied	3	12.0
Total	25	100.0



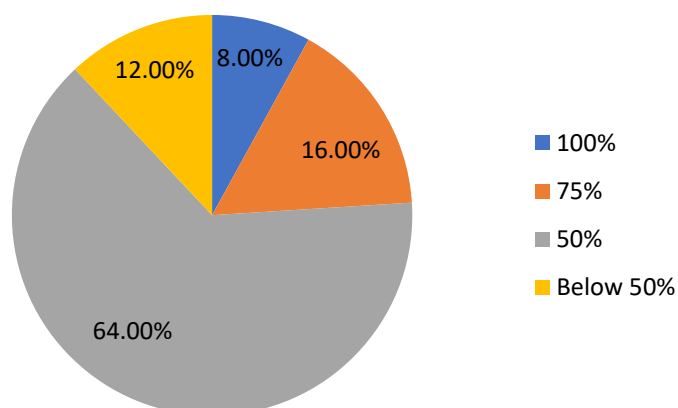
Q2 Rate the relevance of the units in the syllabus of each course

	Frequency	Percent
Excellent	2	8.0
Good	4	16.0
Satisfied	14	56.0
Not Satisfied	5	20.0
Total	25	100.0



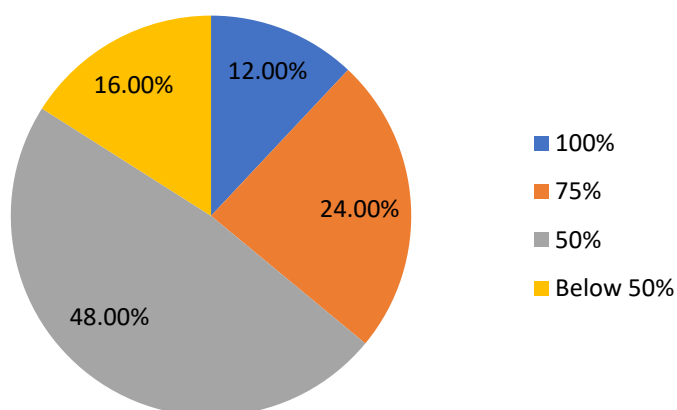
Q3 Rate how the curriculum supports the required Practical skills in the Laboratory

	Frequency	Percent
100%	2	8.0
75%	4	16.0
50%	16	64.0
Below 50%	3	12.0
Total	25	100.0



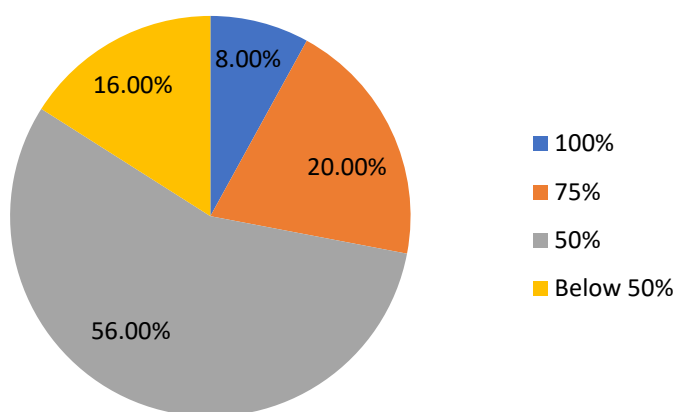
Q4 Rate your curriculum in terms of providing the basic knowledge required for further Education.

	Frequency	Percent
100%	3	12.0
75%	6	24.0
50%	12	48.0
Below 50%	4	16.0
Total	25	100.0



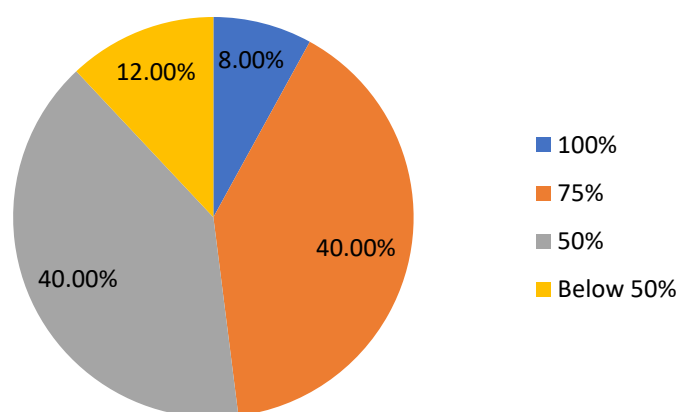
Q5 How far your syllabus was useful to crack the CSIR/ UGC NET/APSET/GATE/..?

	Frequency	Percent
100%	2	8.0
75%	5	20.0
50%	14	56.0
Below 50%	4	16.0
Total	25	100.0



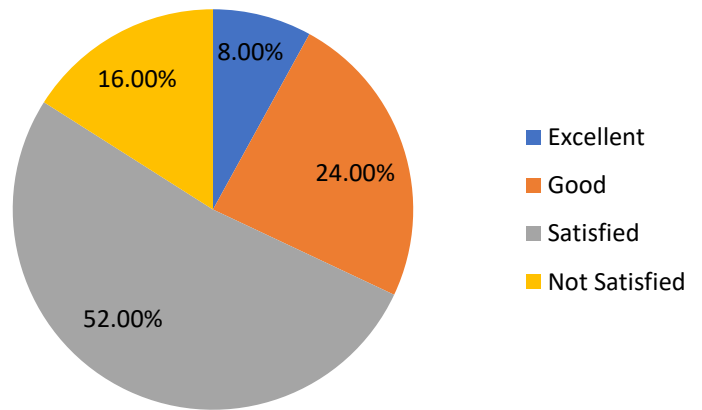
Q6 Rate the Curriculum – in terms of providing employability after completion of the program.

	Frequency	Percent
100%	2	8.0
75%	10	40.0
50%	10	40.0
Below 50%	3	12.0
Total	25	100.0



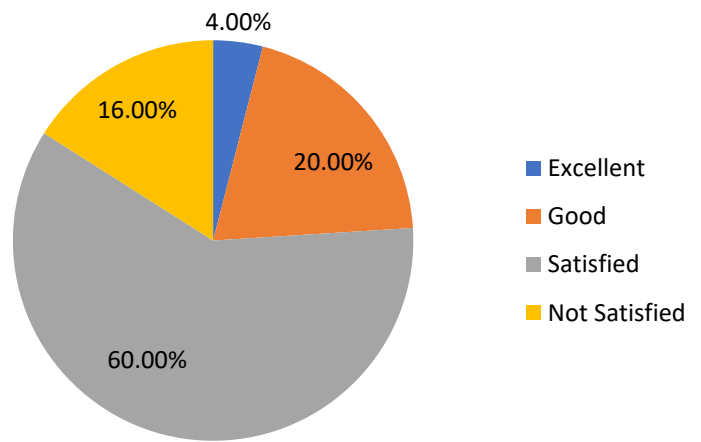
Q7 Rate the curriculum in improving your knowledge in the subject studied?

	Frequency	Percent
Excellent	2	8.0
Good	6	24.0
Satisfied	13	52.0
Not Satisfied	4	16.0
Total	25	100.0



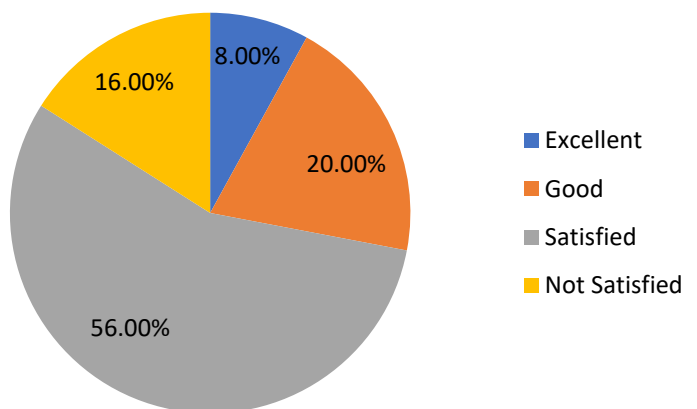
Q8 Rate the curriculum in terms of content evolving from basic level to Advanced Level in the ascending order of semesters.

	Frequency	Percent
Excellent	1	4.0
Good	5	20.0
Satisfied	15	60.0
Not Satisfied	4	16.0
Total	25	100.0



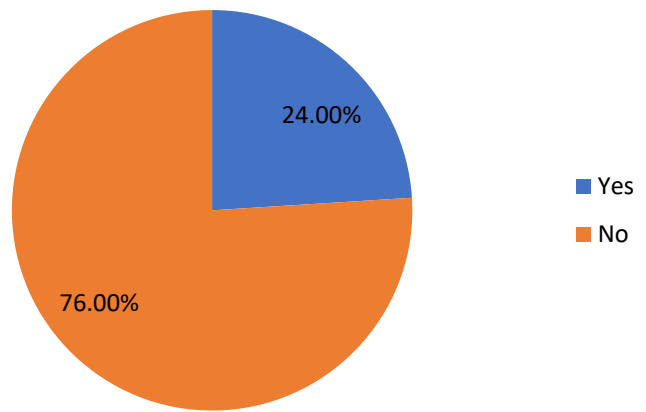
Q9 What is your over all opinion regarding the existing Curriculum?

	Frequency	Percent
Excellent	2	8.0
Good	5	20.0
Satisfied	14	56.0
Not Satisfied	4	16.0
Total	25	100.0



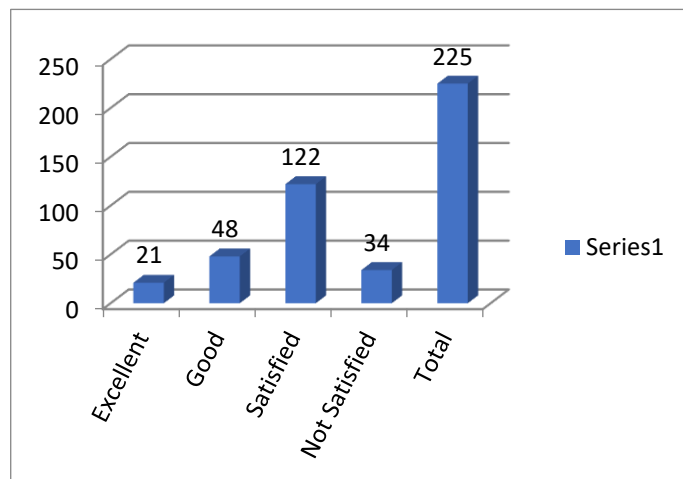
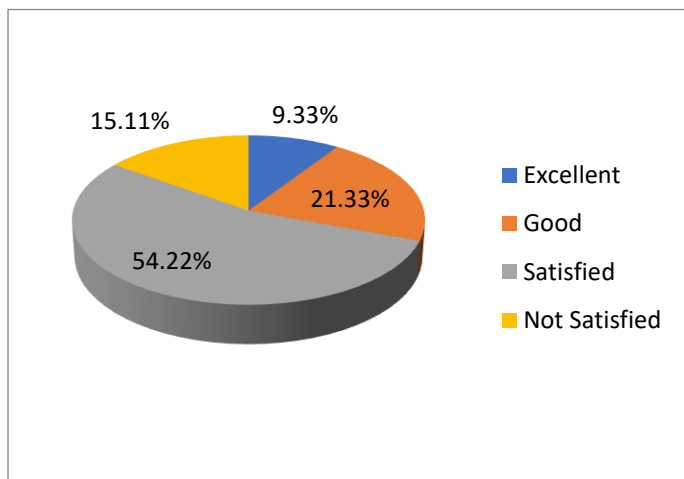
Q10 Do you think there is a need to modify your syllabus? (Yes/No) If yes, specify what portion needs to be modified with justification.

	Frequency	Percent
Yes	6	24.0
No	19	76.0
Total	25	100.0



Consolidated statement of analysis:

S. No	Question	No. of students opined				Total no. of Responses
		Excellent/ (100%)	Good/ (75%)	Satisfied/ (50%)	Not Satisfied/ (Below 50%)	
1.	Rate the syllabus of the courses that you have studied in relation to the competencies expected.	5	3	14	3	25
2.	Rate the relevance of the units in the syllabus of each course.	2	4	14	5	25
3.	Rate how the curriculum supports the required Practical skills in the Laboratory	2	4	16	3	25
4.	Rate your curriculum in terms of providing the basic knowledge required for further Education.	3	6	12	4	25
5.	How far your syllabus was useful to crack the CSIR/ UGC NET/APSET/GATE/..?	2	5	14	4	25
6.	Rate the Curriculum – in terms of providing employability after completion of the program.	2	10	10	3	25
7.	Rate the curriculum in improving your knowledge in the subject studied?	2	6	13	4	25
8.	Rate the curriculum in terms of content evolving from basic level to Advanced Level in the ascending order of semesters.	1	5	15	4	25
9.	What is your over all opinion regarding the existing Curriculum?	2	5	14	4	25
TOTAL		21	48	122	34	225
10.	Do you think there is a need to modify your syllabus? (Yes/No) If yes, specify what portion needs to be modified with justification.	YES: 6		NO: 19		25

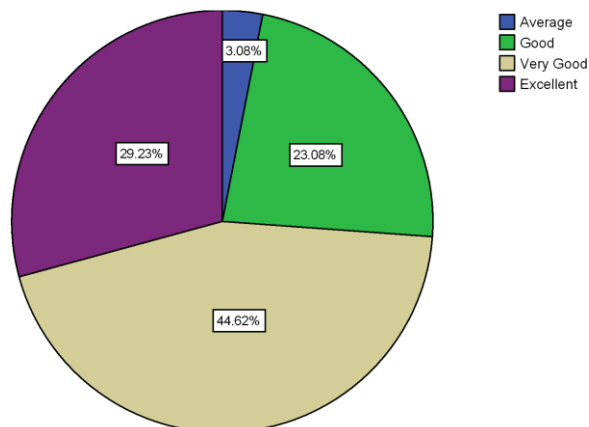


(ii) Feedback from Faculty:

For the academic year 2016-17 feedback was received from 65 numbers of Faculty which are then analyzed and the analysis report is prepared and presented.

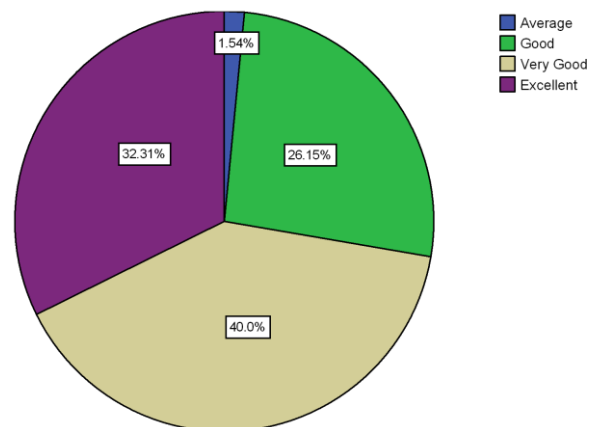
Q1: Board of studies is taking care to ensure the current trends and relevance of the course offering.

	Frequency	Percent
Below Average	0	0
Average	2	3.1
Good	15	23.1
Very Good	29	44.6
Excellent	19	29.2
Total	65	100.0



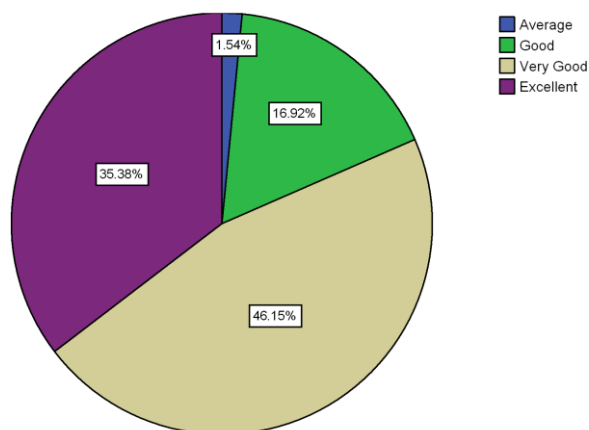
Q2: Employability is given weightage in the curriculum design and development.

	Frequency	Percent
Below Average	0	0
Average	1	1.5
Good	17	26.2
Very Good	26	40.0
Excellent	21	32.3
Total	65	100.0



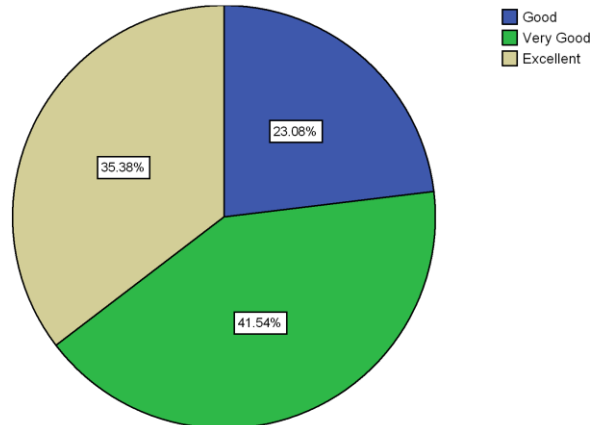
Q3: Enough freedom is given to faculty members to contribute their ideas on curriculum design and development.

	Frequency	Percent
Below Average	0	0
Average	1	1.5
Good	11	16.9
Very Good	30	46.2
Excellent	23	35.4
Total	65	100.0



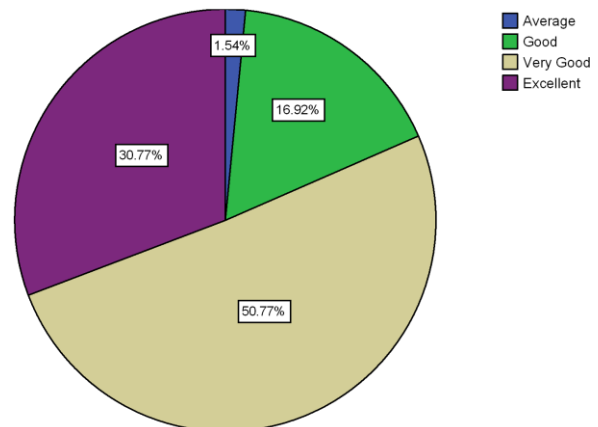
Q4: The system followed by the university for the design and development of curriculum is effective.

	Frequency	Percent
Below Average	0	0
Average	0	0
Good	15	23.1
Very Good	27	41.5
Excellent	23	35.4
Total	65	100.0



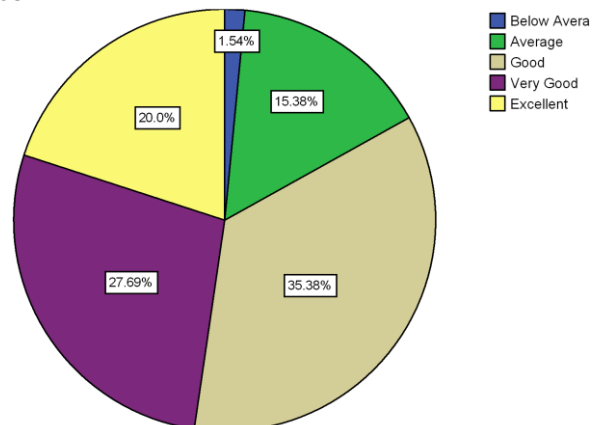
Q5: The curriculum has been updated from time to time.

	Frequency	Percent
Below Average	0	0
Average	1	1.5
Good	11	16.9
Very Good	33	50.8
Excellent	20	30.8
Total	65	100.0



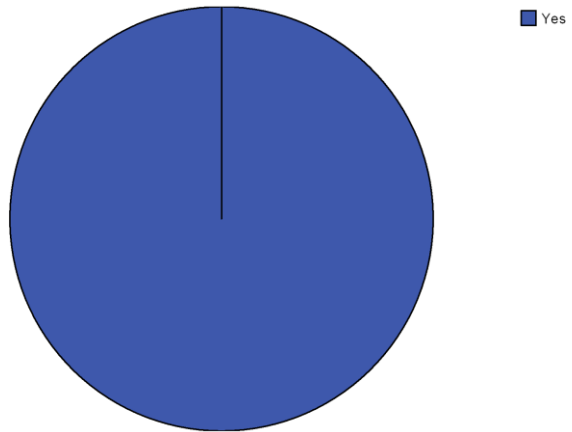
Q6: Representation from business and industry in PG board of studies is helpful in designing and improving the courses.

	Frequency	Percent
Below Average	1	1.5
Average	10	15.4
Good	23	35.4
Very Good	18	27.7
Excellent	13	20.0
Total	65	100.0



Q7: Involvement of University faculty in UGBOS is necessary(Y/N).

	Frequency	Percent
Yes	65	100.0
No	0	0
Total	65	100.0



Consolidated statement of analysis:

S. No	Question	No. of faculty opined					Total no. of Responses
		Excellent/ (100%)	Very Good/ (75%)	Good/ (50%)	Average/ (25%)	Below Average/ (Below 25%)	
1.	Board of studies is taking care to ensure the current trends and relevance of the course offering.	19	29	15	2	0	65
2.	Employability is given weightage in the curriculum design and development.	21	26	17	1	0	65
3.	Enough freedom is given to faculty members to contribute their ideas on curriculum design and development.	23	30	11	1	0	65
4.	The system followed by the university for the design and development of curriculum is effective.	23	27	15	0	0	65
5.	The curriculum has been updated from time to time.	20	33	11	1	0	65
6.	Representation from business and industry in PG board of studies is helpful in designing and improving the courses.	13	18	23	10	1	65
TOTAL		119	163	92	15	1	390
7.	Do you think there is a need to modify your syllabus? (Yes/No)	YES: 65		NO: 0			65

